

GREENWOOD PUBLIC SCHOOL



ADITYAPURAM, GWALIOR

SESSION 2026-27

SYLLABUS FOR THE MONTH OF APRIL

CLASS-NURSERY

SUBJECTS

SYLLABUS

ACTIVITY + USE OF ICT

PARENTS INVOLVEMENT

ENGLISH

ORAL:

Rhymes-

1. **Johny-Johny...**



2. **Twinkle-Twinkle...**



Sentence Structure- I am a boy/girl.

Vocabulary Building-

Pencil, Eraser, School Bag, Book, Bottle, Sharpener, Lunch Box, Pencil Box

Recognition- A, B, C, D

WRITTEN:

Practicing Strokes- Standing lines, Sleeping lines, Slanting lines

Workbook- Page no. 2, 3

Rhymes-

1. **Johny-Johny...**

https://youtu.be/EA_fbT6oN2k?feature=shared

2. **Twinkle-Twinkle...**

<https://youtu.be/yCjJyiqpAuU?feature=shared>

Phonics Sound

<https://www.youtube.com/watch?v=hq3yfQnllfQ>

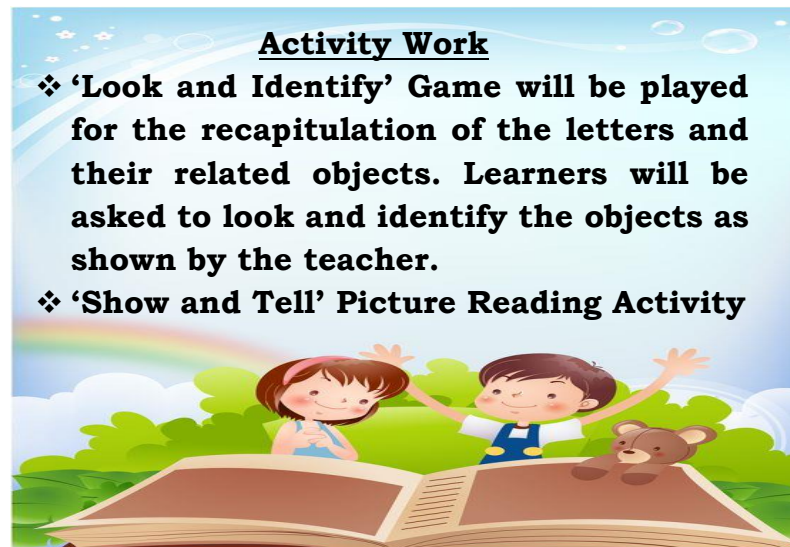
Alphabet Song

<https://www.youtube.com/watch?v=zAIX1V3IK5s>

Activity Work

- ❖ 'Look and Identify' Game will be played for the recapitulation of the letters and their related objects. Learners will be asked to look and identify the objects as shown by the teacher.

- ❖ 'Show and Tell' Picture Reading Activity



- ❖ Play music and encourage your child to dance around. When the music stops, call out a word that rhymes with a simple action (e.g., "twinkle" and "papa"). Children freeze in place and perform the action associated with the rhyming word.

Vocabulary Building-

School Bag,



Book,



Pencil,



Eraser,



Sharpener





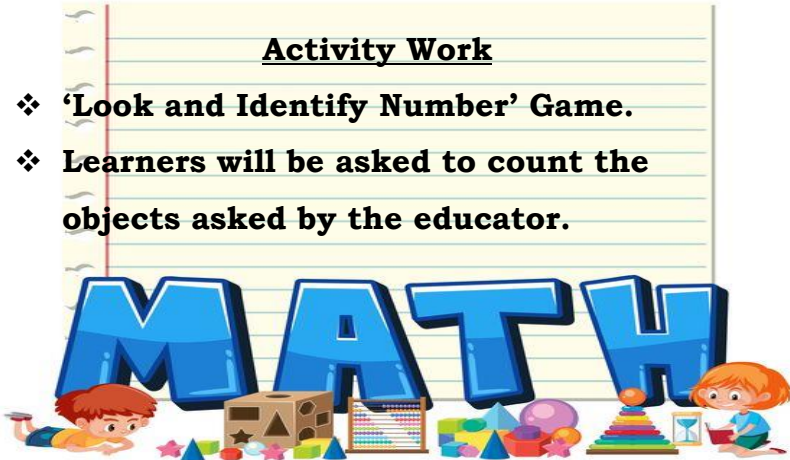


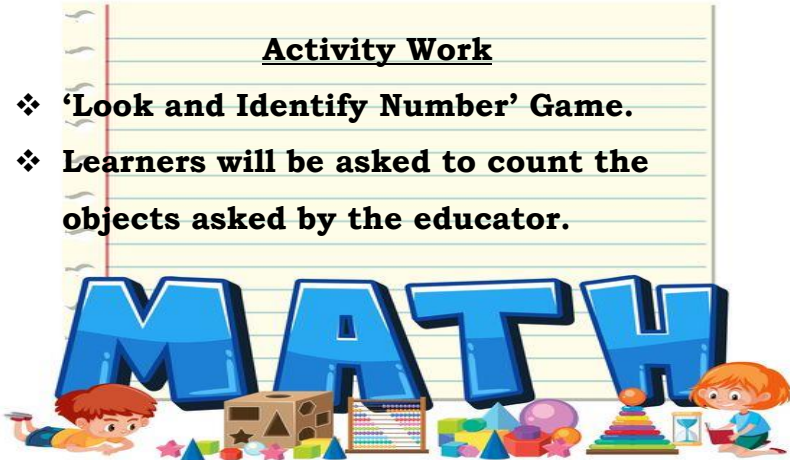
Bottle



Lunch Box


Pencil Box



SUBJECTS	SYLLABUS	ACTIVITY + USE OF ICT	PARENTS INVOLVEMENT
 	<p><u>ekSSf[kd%&</u> <u>dfork,j&</u> 1- eNyh</p>  <p>2- jke</p> <p><u>Loj o.kZ&</u> v ls bZ rd <u>okD; jpuk&</u> eSa ,d yM+dk@yM+dh gwjA <u>v{kjksa dh igpku&</u> v ls bZ rd <u>fyf[kr%&</u> <u>lajpuk&js[kk,sa</u> <u>v{kj ys[ku&</u> ist ua- 3] 4</p> <p>ORAL: 1. Counting from 1-5</p>  <p>WRITTEN: Standing lines, Sleeping lines, Slanting lines</p> <p>Workbook-</p>	<p><u>dfork,j&</u> 1- eNyh https://youtube.com/watch?v=4nvBAAI3RvY&feature=shared 2- eksVw jke https://www.youtube.com/watch?v=p_F9yp4NmJs&list=RDp_F9yp4NmJs&start_radio=1 <u>Loj o.kZekyk xhr</u> https://www.youtube.com/watch?v=TM83zp1AkUM</p> <div style="border: 1px solid black; padding: 10px; margin: 10px auto; width: fit-content;"> <p style="text-align: center;">Activity work</p> <ul style="list-style-type: none"> ❖ dforkvksa dks lLoj okpu ❖ pns[kks vkSj crkvksaP [ksy ls fp=ksa dks igpkudj crk,jA </div> <p>Counting Song https://www.youtube.com/watch?v=JTOMmZcJ2Vw</p> <div style="border: 1px solid black; padding: 10px; margin: 10px auto; width: fit-content;"> <p style="text-align: center;">Activity Work</p> <ul style="list-style-type: none"> ❖ ‘Look and Identify Number’ Game. ❖ Learners will be asked to count the objects asked by the educator. </div> 	<ul style="list-style-type: none"> ❖ cPpksa dks Lojksa ls lacaf/kr fp=@oLrq,i igpkuusa esa lgk;rk djsaA ❖ cPpksa dks dfork fofHkUu Hkkoksa rFkk eqnzkvksa lfgr ;kn djkus ds fy, çksRlkfgr djsaA
	<p>ORAL: 1. Counting from 1-5</p>  <p>WRITTEN: Standing lines, Sleeping lines, Slanting lines</p> <p>Workbook-</p>	<p>Counting Song https://www.youtube.com/watch?v=JTOMmZcJ2Vw</p> <div style="border: 1px solid black; padding: 10px; margin: 10px auto; width: fit-content;"> <p style="text-align: center;">Activity Work</p> <ul style="list-style-type: none"> ❖ ‘Look and Identify Number’ Game. ❖ Learners will be asked to count the objects asked by the educator. </div> 	<ul style="list-style-type: none"> ❖ Provide a variety of toys or objects (e.g., blocks, stuffed animals). Ask your child to count the toys, group them by number, or sort them into containers labeled with numbers.


SUBJECTS	SYLLABUS	ACTIVITY + USE OF ICT	PARENTS INVOLVEMENT
ART & CRAFT 	Page no. 2, 3 Craft- Finger Printing, Cotton Dabbing (Theme-Any Shape)	Introduction to Shapes through “Shapes song” https://www.youtube.com/watch?v=QBD7CB-rroo  <p style="text-align: center;">Activity Work</p> <ul style="list-style-type: none"> ❖ ‘Look and Identify’ Shapes Game ❖ ‘Cut and Paste’ Game of different objects. 	<ul style="list-style-type: none"> ❖ Provide play dough and shape cutters in various shapes (e.g., circles, squares, triangles). Encourage your child to roll out the play dough and use the cutters to make shapes.
GENERAL KNOWLEDGE	Fruits- Apple, Mango, Grapes, Banana, Orange, Papaya	Fruits Names https://www.youtube.com/watch?v=ltQvxxicnQM <div style="border: 1px solid black; border-radius: 10px; padding: 10px; background-color: #e0f2f7; text-align: center;"> <p>Activity Work</p> <ul style="list-style-type: none"> ❖ Make a fruit chart pasting the pictures of fruits. </div>	<ul style="list-style-type: none"> ❖ Take your child to a fruit market and ask him/her to point out the fruits.
VALUE EDUCATION	I love my parents.	Moral Story- The Elephant and The Ants https://youtu.be/RijUCPIVOSU?feature=shared	<ul style="list-style-type: none"> ❖ Make your child learn the names of family members.
PHYSICAL EDUCATION	Fun Games- Running, Jumping, Hopping	DO EXERCISE THROUGH THIS LINK https://www.youtube.com/watch?v=JoF_d5sgGgc	<ul style="list-style-type: none"> ❖ Take your child to a park and play some games.
DANCE 	1. Welcome Song, 2. Deep Deep Deep	1. Welcome Song https://youtu.be/Iskpu8586Ek?si=LQgyxxdoKR60PT8Y 2. Deep Deep Deep https://youtu.be/oZhwagxWzOc?feature=shared	<ul style="list-style-type: none"> ❖ Encourage your child to move specific body parts independently, such as wiggling fingers or shaking hips.
MUSIC 	National Anthem, Gayatri Mantra	National Anthem https://www.youtube.com/watch?v=RqQ4asI70Bg Gayatri Mantra https://www.youtube.com/watch?v=SPm-Qy5m39E Hanuman Chalisa https://www.youtube.com/watch?v=iI77p-PPAxs	<ul style="list-style-type: none"> ❖ Practice the prayer regularly with your child to memorize it.
MOTOR SKILL DEVELOPMENT	1. How to do Namaste 2. How to walk in a straight line 3. How to sit gracefully on the chair 4. How to use the washroom and wash hands	REFER THIS LINK https://www.youtube.com/watch?v=wh6gt3IkRkK	<ul style="list-style-type: none"> ❖ Encourage your child to run around in open spaces, either indoors or outdoors.
LANGUAGE DEVELOPMENT	Action words: Writing, Eating, Jumping, Running and Drinking.	Good Habits https://youtu.be/mbv63Lz2vAw?feature=shared	<ul style="list-style-type: none"> ❖ Make your child learn the name of school.
S.T.E.M. Fun	Melting Ice: <ul style="list-style-type: none"> • Materials: Ice cubes, salt, small plastic toys 		

- Procedure: Place ice cubes in a container and sprinkle salt over some of them. Encourage children to observe and compare how the ice cubes melt with and without salt. Add small plastic toys to the ice cubes and observe how the melting ice affects them.

SUBJECTS	SYLLABUS	ACTIVITY + USE OF ICT	PARENTS INVOLVEMENT
CONVERSATION	ENGLISH CONVERSATION 1. What is your name? Ans. My name is _____. 2. How are you? Ans. I am fine, thank you. 3. How old are you? Ans. I am 3 years old.	HINDI CONVERSATION 1- vkidk D;k uke gS\ m& esjk uke _____gSA 2- vki fdrus o'kZ ds gSa\ m& eSa rhu o'kZ dk gwjA 3- vki dSls gS\ m& eSa vPNk@vPNh gwjA	❖ Pay close attention to your child when he/she speaks, and respond with interest and enthusiasm. Ask open-ended questions and let the child respond.
	10th April- Baisakhi Celebration, 22nd April- Earth Day Celebration- Leaf Printing		

AI DIABETS

A ARJUN IS A GREAT WARRIOR 	B BALARAMA IS BROTHER OF KRISHNA 	C CHANAKYA IS AN IDEAL TEACHER JUSTIFY THE STATEMENT 	D DHURVA IS A STAR AND HE IS A GREAT DEVOTEE 
E EKALAVYA IS A GREAT DEVOTEE TO GURU DRONACHARYA 	F FOUR VEDAS ARE HOLY BOOKS OF HINDUISM 	G GAYATRI MATHA IS MOTHER OF KNOWLEDGE 	H HANUMAN IS A GREAT DEVOTEE TO RAMA 
I INDRA IS THE GOD OF HEAVEN 	J JATAYU WAS A DEVINE BIRD AND GREAT SAVIOUR IN RAMAYANA 	K KRISHNA TEACHES BHAGAVADGITA TO ARJUNA 	L LAVA KUSA ARE SONS OF SEETHA RAMA 
M Markandeya is Chiranjeevi and great devotee of Shiva 	N Narada recites Narayana Mantra always 	O Om kara is a Devine Sound 	P Prahlada sees lord Vishnu everywhere 
Q Queen Gandhari is symbolic of the role of Hindu women. 	R Rama is a great ruler of Ayodhya and great son of Dasharatha 	S Surya is the creator of the universe and the source of all life 	T TULASI IS THE GODDESS OF AYURVEDIC PLANTS 
U UDHAVA GET TAUGHT BY LORD KRISHNA TO UDDHAVA, FRIEND OF KRISHNA 	V VAMANAVATAR IS ONE OF THE DASAFTAR 	W WATER GANGA IS THE GODDESS OF THE RIVERS 	X XEERABDI DWADASI IS A HINDU RITUAL 
Y YASHODA 	Z ZAMBHAVANTHA IS A 		



GREENWOOD PUBLIC SCHOOL







ADITYAPURAM, GWALIOR

SESSION 2026-27

SYLLABUS FOR THE MONTH OF APRIL

CLASS-LKG

SUBJECTS	SYLLABUS	ACTIVITY + USE OF ICT	PARENTS INVOLVEMENT
<p>ENGLISH</p> 	<p>ORAL:</p> <p>Rhymes-</p> <p>1. Chubby Cheeks</p>  <p>2. Hop a Little, Jump a Little</p>  <p>Reading- Picture Talk, The Alphabets (A-Z)</p> <p>Vocabulary Building- Chair, Table, Bench, Chalk, Duster, Green board Educomp</p> <p>WRITTEN:</p> <p>Capital Letters (A-Z), Match the following, Write the missing letters, Circle the correct letter for the given pictures, Write the first letter of the picture, Dictation</p>	<p>Activity + USE OF ICT</p> <p>Rhymes-</p> <p>1. Chubby Cheeks https://youtu.be/InjAllwpdCQ?feature=shared</p> <p>2. Hop a Little, Jump a Little https://www.youtube.com/watch?v=FTJchtenZm8&list=RDFTJchtenZm8&start_radio=1</p> <p>Phonics Sound https://www.youtube.com/watch?v=hq3yfQnllfQ</p> <p>Alphabet Song https://www.youtube.com/watch?v=zAIX1V3IK5s</p> <p>Vowels Song https://www.youtube.com/watch?v=RUSCz41aDug</p> <div data-bbox="869 917 1675 1508" style="border: 1px solid black; padding: 10px; text-align: center;"> <p>Activity Work</p> <p>❖ ‘Look and Identify’ Game will be played for the recapitulation of the letters and their related objects. Learners will be asked to look and identify the objects as shown by the teacher.</p> <p>❖ ‘Show and Tell’ Picture Reading Activity</p>  </div>	<p>PARENTS INVOLVEMENT</p> <p>❖ Play music and encourage your child to dance around. When the music stops, call out a word that rhymes with a simple action (e.g., "Chubby" and "Hop a Little, Jump a Little"). Children freeze in place and perform the action associated with the rhyming word.</p> 



ORAL:
Counting- 1 to 30,
Table of 2, Picture Talk
and Pre Number Concepts,
Shapes




WRITTEN:
Counting from 1 to 30,
Match the following, What comes
after, Write the missing numbers,
Count and Write, Circle the
correct number, Dictation,
Numeracy Skill Book Pg no. 4 to 8

Counting-
<https://www.youtube.com/watch?v=B5iAW-jnkPw>
Table of 2-
<https://www.youtube.com/watch?v=VKJ9cCQgPdc>

ACTIVITY WORK


- Look and Identify Number Game.
- Learners will be asked to count the objects asked by the educator.

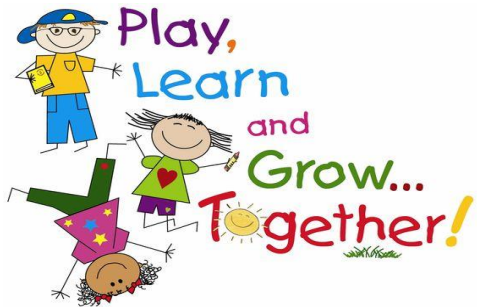
❖ Provide a variety of toys or objects (e.g., blocks, stuffed animals). Ask your child to count the toys, group them by number, or sort them into containers labeled with numbers.


SUBJECTS	SYLLABUS	ACTIVITY + USE OF ICT	PARENTS INVOLVEMENT
ART & CRAFT 	Book Page no. 4 and 5 (Different Shapes, Fish) Craft- Origami Cat (Theme-Shapes)	Introduction to Shapes through “Shapes song” https://www.youtube.com/watch?v=QBD7CB-rroo  Activity Work ❖ ‘Look and Identify’ Shapes Game ❖ ‘Cut and Paste’ Game of different objects.	❖ Provide playdough and shape cutters in various shapes (e.g., circles, squares, triangles). Encourage your child to roll out the playdough and use the cutters to make shapes.
GENERAL KNOWLEDGE	Unit-1: All about me, Body Parts, Sense Organs	Parts of the body https://www.youtube.com/watch?v=SUt8q0EKbms  Activity Work ❖ ‘Cut and Paste’ Game through the pictures of Healthy & Unhealthy food.	❖ Sit in front of a mirror with your child and take turns mimicking each other's movements. Encourage them to point to and name the body parts they are moving.
VALUE EDUCATION	Always Speak the Truth	Moral Story- The Elephant and The Ants https://youtu.be/RijUCPIVOSU?feature=shared	❖ Make your child learn the names of family members.
PHYSICAL EDUCATION	Fun Games- Running, Jumping, Hopping	DO EXERCISE THROUGH THIS LINK https://www.youtube.com/watch?v=JoF_d5sgGgc	❖ Take your child to a park and play some games.
DANCE	1. Welcome Song, 2. Deep Deep Deep	1. Welcome Song https://youtu.be/Iskpu8586Ek?si=LQgyxxdoKR60PT8Y 2. Deep Deep Deep https://youtu.be/oZhwagxWzOc?feature=shared	❖ Encourage your child to move specific body parts independently, such as wiggling fingers or shaking hips.

MUSIC	National Anthem, Gayatri Mantra	<u>National Anthem</u> https://www.youtube.com/watch?v=RqQ4asI70Bg <u>Gayatri Mantra</u> https://www.youtube.com/watch?v=SPm-Qy5m39E <u>Hanuman Chalisa</u> https://www.youtube.com/watch?v=il77p-PPAxs	❖ Practice the prayer regularly with your child to memorize it.
MOTOR SKILL DEVELOPMENT	1. How to do Namaste? 2. How to walk in a straight line? 3. How to sit gracefully on the chair? 4. How to use the washroom and wash hands?	<u>REFER THIS LINK</u> https://www.youtube.com/watch?v=wh6gt3IkRkK	❖ Encourage your child to run around in open spaces, either indoors or outdoors.
LANGUAGE DEVELOPMENT	Classroom, Smart Board, Chair, Table, Teacher, School, Pick up the book, Put it on the table, Put it in your bag	<u>Good Habits</u> https://youtu.be/mbv63Lz2vAw?feature=shared	❖ Encourage your child in role-playing activities with action words like "fly like a bird," "roar like a lion," "swim like a fish," and "crawl like a bug."

SUBJECTS	SYLLABUS	ACTIVITY + USE OF ICT	PARENTS INVOLVEMENT
S.T.E.M. Fun	<p>Melting Ice:</p> <ul style="list-style-type: none"> Materials: Ice cubes, salt, small plastic toys Procedure: Place ice cubes in a container and sprinkle salt over some of them. Encourage children to observe and compare how the ice cubes melt with and without salt. Add small plastic toys to the ice cubes and observe how the melting ice affects them. 		
CONVERSATION	<p><u>English Conversation</u></p> <p>Q-1 What is your name? Ans- My name is_____.</p> <p>Q-2 What is your Father's name? Ans- My Father's name is_____.</p> <p>Q-3 What is your Mother's name? Ans- My Mother's name is_____.</p> <p>Q-4 In which class do you study? Ans- I study in Class L.K.G.</p> <p>Q-5 How old are you? Ans- I am__years old.</p> <p>Q-6 What is the name of your Class teacher?</p>	<p><u>Hindi Conversation</u></p> <p>1- vkidk D;k uke gS\ m& esjk uke ----- gSA</p> <p>2- vkids ikik dk D;k uke gS\ m& esjs ikik dk uke ----- gSA</p> <p>3- vkidh eEeh dk D;k uke gS\ m& esjh eEeh dk uke Jherh ----- gSA</p> <p>4- vki fdl d{kk esa i<+rs gSa\ m& eSa d{kk L.K.G. esa i<+rk gwj @i<+rh</p>	❖ Pay close attention to your child when he/she speaks, and respond with interest and enthusiasm. Ask open-ended questions and let the child respond.

	Ans- My Class teacher's name is_____.	gwjA 5- vki fdrus o'kZ ds gSa\ m& eSa ---- o'kZ dk@dh gwjA	
	10th April- Rhymes Recitation, Baisakhi Celebration, 22nd April- Earth Day Celebration- Finger Printing		





GREENWOOD PUBLIC SCHOOL







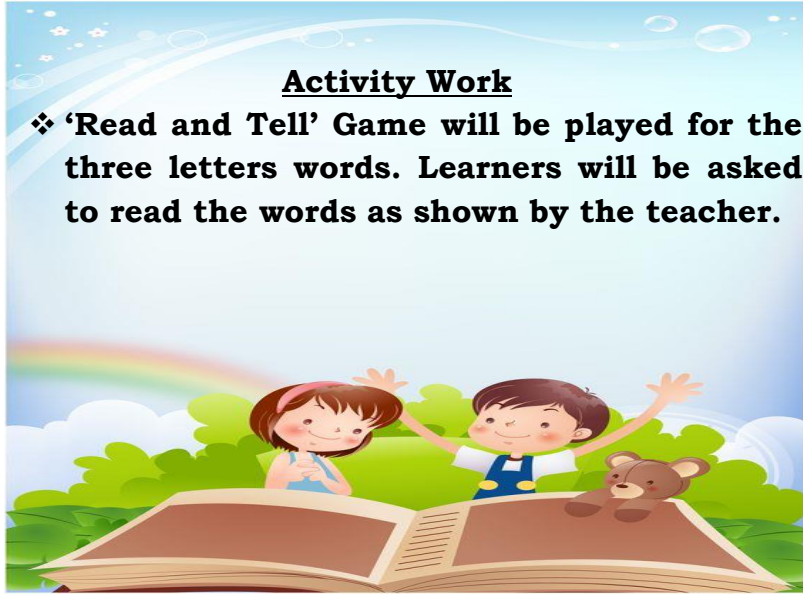






ADITYAPURAM, GWALIOR

SESSION 2026-27

SYLLABUS FOR THE MONTH OF APRIL

CLASS-UKG

SUBJECTS	SYLLABUS	ACTIVITY + USE OF ICT	PARENTS INVOLVEMENT
<p>ENGLISH</p>    	<p>ORAL:</p> <p>Rhymes-</p> <p>1. Little Boy, Sunny</p>  <p>2. Traffic Lights</p>  <p>Sentence Structure-</p> <p>1. I study in UKG class. 2. The name of my school is Greenwood Public School.</p> <p>Reading (Phonics Skill Book)- Page no. 3, 4</p> <p>Vocabulary Building- Summer, Hot, Holiday, Girl, Boy, Bag, Book</p> <p>WRITTEN: Small Cursive Letters a-z, Capital Cursive Letters A-Z</p>	<p>Little Boy, Sunny https://www.youtube.com/watch?v=q6OrqLv3U78</p> <p>Traffic Lights https://www.youtube.com/watch?v=HhrfOgLjBvg&list=RDHhrfOgLjBvg&start_radio=1</p> <p>Phonics Sound https://www.youtube.com/watch?v=hq3yfQnllfQ</p> <p>Vowels Song https://www.youtube.com/watch?v=RUSCz41aDug</p> <p>Sound of 'a' https://www.youtube.com/watch?v=Sno15qcDEr4</p> <p>Activity Work</p> <p>❖ 'Read and Tell' Game will be played for the three letters words. Learners will be asked to read the words as shown by the teacher.</p> 	<p>❖ Play music and encourage your child to dance around.</p> <p>When the music stops, call out a word that rhymes with a simple action (e.g., "Little Boy" and "Traffic Lights").</p> <p>Children freeze in place and perform the action associated with the rhyming word.</p>

SUBJECTS	SYLLABUS	ACTIVITY + USE OF ICT	PARENTS INVOLVEMENT
	<p>dfork,j& 1- eq>dks 'kfDr nks Hkxoku</p>  <p>2- idkSM+h dh dgkuh</p>  <p>iBu ikBu& v ls v% rd] ist ua 4 okD; jpuk& eSa ;w-ds-th- d{kk esa i<+rk@i<+rh gwjA] eSa xzhuoqM ifCyd Ldwy esa i<+rk@i<+rh gwjA</p> <p>fyf[kr%&</p>	<p>eq>dks 'kfDr nks Hkxoku https://www.youtube.com/watch?v=PGbaEM3A324&list=RDPGbaEM3A324&start_radio=1</p> <p>idkSM+h dh dgkuh https://www.youtube.com/watch?v=A_CMAzTz_al</p> <p>o.kZekyk https://www.youtube.com/watch?v=GBWGNvHsiFs</p> <p>nks v{kj okys "kCn https://www.youtube.com/watch?v=eiihBq5Zt0</p>  <p>Activity Work</p> <ul style="list-style-type: none"> ❖ dforkvksa dks lLoj okpu ❖ ns[kks vkSj crkvksaP [ksy ls fp=ksa dks igpkudj crk,iA ❖ ^ns[kksa vkSj crkvks* [ksy ds tfj, fcuk ek=k okys "kCnksa dks i<+, ,oa ... 	<ul style="list-style-type: none"> ❖ cPpksa dks fcuk ek=k okys "kCn dks i<+us esa lgk;rk djsaA ❖ cPpksa dks dfork fofHkUu Hkkoksa rFkk eqnzkvksa lfgr ;kn djkus ds fy, çksRlkfgr djsaA

Loj o.kZ& v ls v% rd]





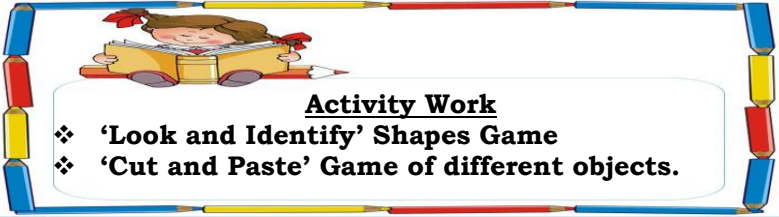

O;atu& d ls K rd





SUBJECTS

SYLLABUS

ACTIVITY + USE OF ICT

PARENTS INVOLVEMENT

 <p>Numeracy & Skill book & Workbook</p>	<p style="text-align: center;">ORAL:</p> <ol style="list-style-type: none"> Counting from 1-50 Tables of 2 Number names from 1 to 10 Shapes Names  <p style="text-align: center;">WRITTEN:</p> <p>Counting from 1 to 50, Missing Numbers, Number names from 1 to 10, Table of 2, Before, After, Between, Count and Write, Matching Shapes</p>	<p>Counting- https://www.youtube.com/watch?v=B5iAW-jnkPw Table of 2- https://www.youtube.com/watch?v=VKJ9cCQgPdc Number Names https://www.youtube.com/watch?v=LyvQ6pc7JSA</p> <p style="text-align: center;">Activity Work</p> <ul style="list-style-type: none"> ❖ ‘Look and Identify’ Number Game ❖ ‘Count and Tell’ Game. Learners will be asked to count the objects asked by the educator. ❖ ‘Dodging’ Game from the table of 2 and 3 	<ul style="list-style-type: none"> ❖ Provide a variety of toys or objects (e.g., blocks, stuffed animals). Ask your child to count the toys, group them by number, or sort them into containers labeled with numbers.
<p>EVS General Awareness Skillbook</p> 	<p style="text-align: center;">ORAL:</p> <ol style="list-style-type: none"> Parts of Body Fruits Names <p style="text-align: center;">WRITTEN:</p> <ol style="list-style-type: none"> Body Parts Fruits Names <p>(Tick the correct option, Matching, fill in the blanks)</p>	<p>Body Parts https://www.youtube.com/watch?v=SUt8q0EKbms</p> <p>Fruits Names https://www.youtube.com/watch?v=DiV48J0uB_Y</p>	<ul style="list-style-type: none"> ❖ Sit in front of a mirror with your child and take turns mimicking each other's movements. Encourage them to point to and name the body parts they are moving.
<p>ART & CRAFT</p> 	<p>Page no. 3 to 5</p> <p>Craft- Clown Making Theme-Shapes</p>	 <p style="text-align: center;">Activity Work</p> <ul style="list-style-type: none"> ❖ ‘Look and Identify’ Shapes Game ❖ ‘Cut and Paste’ Game of different objects. 	<ul style="list-style-type: none"> ❖ Provide play dough and shape cutters in various shapes (e.g., circles, squares, triangles). Encourage your child to roll out the play dough and use the cutters to make shapes.
<p>GENERAL KNOWLEDGE</p>	<p>Colours Names</p> 	<p>Colours Names https://www.youtube.com/watch?v=vzcpnziBHcU</p> <p style="text-align: center;">Activity Work</p> <ul style="list-style-type: none"> ❖ Make a Colour Paper Collage using coloured sheets. Theme-Rainbow 	<ul style="list-style-type: none"> ❖ Take your child to a local fruit market where children can see a wide variety of fruits firsthand. Allow them to interact with vendors, ask questions and learn about different fruits.
<p>SUBJECTS</p>	<p>SYLLABUS</p>	<p>ACTIVITY + USE OF ICT</p>	<p>PARENTS INVOLVEMENT</p>

VALUE EDUCATION	Obey your elders	Moral Story- Obey your elders, Learning to Obey https://www.youtube.com/watch?v=ziXvFCKEGqM https://youtu.be/BjKiRNr8cw?feature=shared	❖ Tell any story to your child as a tool to convey the importance of obeying elders.
PHYSICAL EDUCATION	Fun Games- Running, Jumping, Hopping, Yoga	DO EXERCISE THROUGH THIS LINK https://www.youtube.com/watch?v=JoF_d5sgGgc	❖ Take your child to a park and play some games.
DANCE 	1. Welcome Song, 2. Deep Deep Deep	Welcome Song https://youtu.be/Iskpu8586Ek?si=LQgyxxdoKR60PT8Y Deep Deep Deep https://youtu.be/oZhwagxWzOc?feature=shared	❖ Encourage your child to move specific body parts independently, such as wiggling fingers or shaking hips.
MUSIC 	National Anthem, Gayatri Mantra	National Anthem https://www.youtube.com/watch?v=RqQ4asI70Bg Gayatri Mantra https://www.youtube.com/watch?v=SPm-Qy5m39E Hanuman Chalisa https://www.youtube.com/watch?v=il77p-PPAxs	❖ Practice the prayer regularly with your child to memorize it.
MOTOR SKILL DEVELOPMENT	1. How to do Namaste 2. How to walk in a straight line 3. How to sit gracefully on the chair 4. How to use the washroom and wash hands	REFER THIS LINK https://www.youtube.com/watch?v=wh6gt3IkRkK	❖ Encourage your child to run around in open spaces, either indoors or outdoors.
LANGUAGE DEVELOPMENT	Welcome to the class!, Nice to meet you!, Have a nice day!	Good Habits https://youtu.be/mbv63Lz2vAw?feature=shared	❖ Encourage your child to engage in role-playing activities and act like different characters.
S.T.E.M. Fun	Melting Ice: <ul style="list-style-type: none"> Materials: Ice cubes, salt, small plastic toys Procedure: Place ice cubes in a container and sprinkle salt over some of them. Encourage children to observe and compare how the ice cubes melt with and without salt. Add small plastic toys to the ice cubes and observe how the melting ice affects them. 		
CONVERSATION 	ENGLISH CONVERSATION 1. What is your name? Ans. My name is _____. 2. What is your father's name? Ans. My father's name is _____. 3. What is your mother's name? Ans. My mother's name is _____. 4. How old are you? Ans. I am ... years old. 5. What is the name of your school? Ans. The name of my school is Greenwood Public School.	HINDI CONVERSATION 1- vkidk D;k uke gS\ m& esjk uke _____gSA 2- vkids firKth dk uke D;k gSa\ m& esjs firKth dk uke Jh _____gSA 3- vkidh ekrkth dk uke D;k gSa\ m& esjh ekrkth dk uke Jherh _____gSA 4- vki fdrus o'kZ ds gSa\ m& eSa __o'kZ dk gwjA 5- vkids fojky; dk D;k uke gS\ m& esjs fojky; dk uke xzhuoqM ifCyd Ldwy gSA	❖ Pay close attention to your child when he/she speaks, and respond with interest and enthusiasm. Ask open-ended questions and let the child respond. 
	10th April- Rhymes Recitation, Baisakhi Celebration, 22nd April- Earth Day Celebration- Handband Making using leaves		