

GREENWOOD PUBLIC SCHOOL






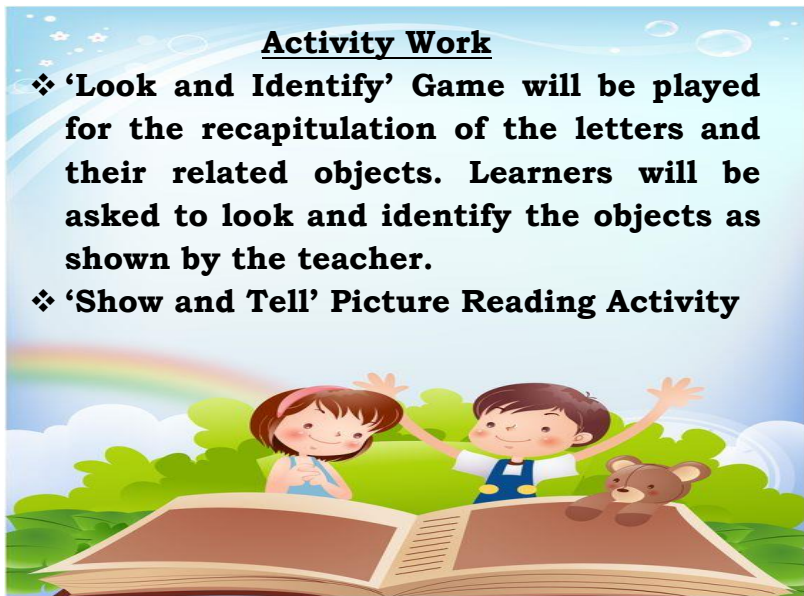


ADITYAPURAM, GWALIOR

SESSION 2025-26

SYLLABUS FOR THE MONTH OF AUGUST

CLASS-NURSERY

SUBJECTS	SYLLABUS	ACTIVITY + USE OF ICT	PARENTS INVOLVEMENT
<p>ENGLISH</p>    	<p>ORAL:</p> <p>Rhymes- 1. Rain, Rain....</p>  <p>2. Early to bed</p>  <p>Sentence Structure- This is my class. Vocabulary Building- Pencil, Eraser, Sharpener, Bag, Bottle, Lunch Box, Pencil Box Recognition- A-J</p> <p>WRITTEN: Practicing Strokes- Letters- E, F Workbook- Page no. 14 to 19</p>	<p>Activity + USE OF ICT</p> <p>Rhymes- 1. Rain-Rain... https://youtu.be/Zu6o23Pu0Do?feature=shared</p> <p>2. Early to bed https://youtu.be/1FXGT4UtZCo?feature=shared</p> <p>Phonics Sound https://www.youtube.com/watch?v=hq3yfQnllfQ</p> <p>Alphabet Song https://www.youtube.com/watch?v=zAIX1V3IK5s</p> <p>Activity Work</p> <ul style="list-style-type: none"> ❖ 'Look and Identify' Game will be played for the recapitulation of the letters and their related objects. Learners will be asked to look and identify the objects as shown by the teacher. ❖ 'Show and Tell' Picture Reading Activity 	<p>PARENTS INVOLVEMENT</p> <ul style="list-style-type: none"> ❖ Play music and encourage your child to dance around. When the music stops, call out a word that rhymes with a simple action (e.g., "rain" and "bed"). Children freeze in place and perform the action associated with the rhyming word.

SUBJECTS	SYLLABUS	ACTIVITY + USE OF ICT	PARENTS INVOLVEMENT
 	<p style="text-align: center;"><u> </u> :-</p> <p><u> </u> -</p> <p>1. </p>  <p>2. </p>  <p><u> </u> - </p> <p><u> </u> - </p> <p><u> </u> - </p> <p><u> </u> :-</p> <p><u> </u> - , </p> <p><u> </u> - 9-14 </p>	<p><u> </u> -</p> <p>1. </p> <p>https://youtube.com/shorts/1TelGmueclY?si=LydyitWWJktu2DI0</p> <p>2. </p> <p>https://www.youtube.com/watch?v=v8ZxNTm4EAE</p> <p>https://youtu.be/TM83zp1AkUM?feature=shared</p> <div style="border: 1px solid black; padding: 10px; margin: 10px 0;"> <p style="text-align: center;">Activity work</p> <ul style="list-style-type: none"> ❖ ❖ ' ' </div>	<ul style="list-style-type: none"> ❖ ❖
	<p style="text-align: center;">ORAL:</p> <p>1. Counting from 1-10</p>  <p style="text-align: center;">WRITTEN:</p> <p>Numbers- 3, 4</p> <p>Workbook-</p> <p>Page no. 8 to 11</p>	<p>Counting Song 1-10</p> <p>https://youtu.be/Yt8GFgxlITs?feature=shared</p> <div style="border: 1px solid black; padding: 10px; margin: 10px 0;"> <p style="text-align: center;">Activity Work</p> <ul style="list-style-type: none"> ❖ 'Look and Identify Number' Game. ❖ Learners will be asked to count the objects asked by the educator. </div> 	<ul style="list-style-type: none"> ❖ Provide a variety of toys or objects (e.g., blocks, stuffed animals). Ask your child to count the toys, group them by number, or sort them into containers labeled with numbers.

SUBJECTS	SYLLABUS	ACTIVITY + USE OF ICT	PARENTS INVOLVEMENT
----------	----------	-----------------------	---------------------

ART & CRAFT 	Page no. 5 to 7 Craft- Moving Paper Toy 		❖ Practice paper art with your child.
GENERAL KNOWLEDGE	Colours Names- Red, Green, Blue, Yellow, Pink, Purple, Brown	Colours Names https://youtu.be/jDUIYWRIhsU?feature=shared <div style="border: 1px solid black; border-radius: 15px; padding: 10px; text-align: center; background-color: #e0f2f7;"> Activity Work ❖ Play the 'Colours Bingo' Game </div>	❖ Engage your child in play activities using colorful toys, blocks, or art supplies.
VALUE EDUCATION	Honesty is the best policy	Moral Story- Honesty is the best policy https://youtu.be/5jJGdvajjk?feature=shared	❖ Give children small tasks to help with household chores.
PHYSICAL EDUCATION	Catching, Throwing, Skipping and Yoga	DO EXERCISE THROUGH THIS LINK https://www.youtube.com/watch?v=JoF_d5sgGgc	❖ Take your child to a park and play some games.
DANCE 	Patriotic Song, Janmashtami Song	-	❖ Encourage your child to move specific body parts independently, such as wiggling fingers or shaking hips.
MUSIC 	National Anthem, Gayatri Mantra, Bhojan Mantra, Hanuman Chalisa	National Anthem https://www.youtube.com/watch?v=RqQ4asI70Bg Gayatri Mantra https://www.youtube.com/watch?v=SPm-Qy5m39E Hanuman Chalisa https://www.youtube.com/watch?v=iI77p-PPAxs	❖ Practice the prayer regularly with your child to memorize it.
MOTOR SKILL DEVELOPMENT	1. How to hang the school bag properly 2. How to paste the worksheet? 3. How to come in the classroom? 4. How to go out of the classroom?	REFER THIS LINK https://www.youtube.com/watch?v=wh6gt3IkRKk	❖ Encourage your child to run around in open spaces, either indoors or outdoors.
LANGUAGE DEVELOPMENT	Can you help me?, Let's play, Let's sing, Let's go, etc..	Good Habits https://youtu.be/mbv63Lz2vAw?feature=shared	❖ Make your child learn the name of school.
S.T.E.M. Fun	Flashlight Fun: Turn off the lights and shine a flashlight on different objects. See how the shadows change and explore what makes a good shadow maker! Technology connection: Introduce the concept of light and how it interacts with objects.		

SUBJECTS	SYLLABUS	ACTIVITY + USE OF ICT	PARENTS INVOLVEMENT
-----------------	-----------------	------------------------------	----------------------------

CONVERSATION**ENGLISH CONVERSATION****1. Name the National Flag of India.****Ans.** Tricolour**2. When do we celebrate Independence Day?****Ans.** We celebrate Independence Day on 15th August**3. What is the name of our National Song?****Ans.** Vande Mataram**4. Why do we celebrate Janmashtami?****Ans.** Lord Krishna's birthday is celebrated as Janmashtami.**HINDI CONVERSATION****1- Hkxoku d`.k dk tUe dgkj gqvK Fkk\ m& Hkxoku d`.k dk tUe eFkqjk esa gqvK FkkA****2- j{kkca/ku dc euk;k tkrk gSa\ m& j{kkca/ku Jko.k ekl dh iwF.kZek dks euk;k tkrk gSA****3- gekjs jk'V^h; /ot esa fdrus jax gksrs gS\ m& gekjs jk'V^h; /ot esa rhu jax gksrs gSA****4- gekjk jk'V^h; xku dkSu lk gS\ m& tu xu eu****5- Hkkjr viuk Lora=rk fnol dc eukrk gS\ m& 15 vxLr**

❖ Pay close attention to your child when he/she speaks, and respond with interest and enthusiasm. Ask open-ended questions and let the child respond.



Rakshabandhan Celebration-8th August 2025,



Janmashtami Celebration-14th August 2025,




Independence Day Celebration-15th August 2025,



Visit to Vegetable Market- Date will be announced later





GREENWOOD PUBLIC SCHOOL

ADITYAPURAM, GWALIOR




SESSION 2025-26


:

SYLLABUS FOR THE MONTH OF AUGUST

:

CLASS-LKG

SUBJECTS	SYLLABUS	ACTIVITY + USE OF ICT	PARENTS INVOLVEMENT
<p>ENGLISH</p> 	<p style="text-align: center;"><u>ORAL:</u></p> <p>Rhymes- 1. Five Little Monkeys</p> <div style="border: 1px solid black; padding: 10px; text-align: center;"> <p>5 Little Monkeys</p>  </div> <p>And Revision of Previous Rhymes</p> <p>Reading- Sounds of Vowel 'a' Literacy pg no. 11-13</p> <p>Vocabulary Building- Greet each other (Literacy pg no. 3 and 4)</p> <p style="text-align: center;"><u>WRITTEN:</u></p> <p>Revision of previous syllabus and</p>	<p>ACTIVITY + USE OF ICT</p> <p>Rhymes- 1. Five Little Monkeys https://youtu.be/b0NHrFNZWh0?feature=shared</p> <p>Phonics Sound https://www.youtube.com/watch?v=hq3yfQnllfQ</p> <p>Alphabet Song https://www.youtube.com/watch?v=zAlX1V3IK5s</p> <p>Vowels Song https://www.youtube.com/watch?v=RUSCz41aDug</p> <div style="border: 2px solid blue; padding: 10px; text-align: center;"> <p>Activity Work</p> <p>❖ 'Look and Identify' Game will be played for the recapitulation of the letters and their related objects. Learners will be asked to look and identify the objects as shown by the teacher.</p> <p>❖ 'Show and Tell' Picture Reading</p> </div>	<p>PARENTS INVOLVEMENT</p> <p>❖ Play music and encourage your child to dance around. When the music stops, call out a word that rhymes with a simple action (e.g., "monkey"). Children freeze in place and perform the action associated with the rhyming word.</p> 



ORAL:

**Counting- 1 to 50,
Table of 2,
Number Names 1-5,
Identify the shapes and
Revision of Previous syllabus**



WRITTEN:

Counting from 1 to 50, What comes before, Circle the odd one out, Table of 2, Dictation

Counting-

<https://www.youtube.com/watch?v=B5iAW-jnkPw>



Table of 2-

<https://www.youtube.com/watch?v=VKJ9cCQgPdc>




ACTIVITY WORK


- **Look and Identify Number Game.**
- **Learners will be asked to count the objects asked by the educator.**

- ❖ Provide a variety of toys or objects (e.g., blocks, stuffed animals). Ask your child to count the toys, group them by number, or sort them into containers labeled with numbers.

SUBJECTS	SYLLABUS	ACTIVITY + USE OF ICT	PARENTS INVOLVEMENT
ART & CRAFT 	Book Page no. 6 & 7 (Ship and Lady Bird) Craft- Moving Paper Toy	 <p>Activity Work Colour the objects in the worksheet given.</p>	<ul style="list-style-type: none"> ❖ Take your child to a nature park.
GENERAL KNOWLEDGE	Our Festivals, Birds Names	<p>Activity Work</p> <ul style="list-style-type: none"> ❖ 'Sort and Paste' Game through the pictures of Birds. 	<ul style="list-style-type: none"> ❖ Watch Discovery Channel or any documentary about birds.
VALUE EDUCATION	Honesty is the best policy.	Moral Story- Honesty is the best policy https://youtu.be/5jJGdvajjk?feature=shared	<ul style="list-style-type: none"> ❖ Give children small tasks to help with household chores.
PHYSICAL EDUCATION	Catching, Throwing, Skipping and Yoga	DO EXERCISE THROUGH THIS LINK https://www.youtube.com/watch?v=JoF_d5sgGgc	<ul style="list-style-type: none"> ❖ Take your child to a park and play some games.
DANCE	Patriotic Song, Janmashtami Song	-	<ul style="list-style-type: none"> ❖ Encourage your child to move

			<p>specific body parts independently, such as wiggling fingers or shaking hips.</p>
<p>MUSIC</p>	<p>National Anthem, Gayatri Mantra, Bhojan Mantra, Hanuman Chalisa</p>	<p><u>National Anthem</u> https://www.youtube.com/watch?v=RqQ4asI70Bg <u>Gayatri Mantra</u> https://www.youtube.com/watch?v=SPm-Qy5m39E <u>Hanuman Chalisa</u> https://www.youtube.com/watch?v=il77p-PPAxs</p>	<p>❖ Practice the prayer regularly with your child to memorize it.</p>
<p>MOTOR SKILL DEVELOPMENT</p>	<p>1. How to hang the school bag properly? 2. How to paste the worksheet? 3. How to come in the classroom? 4. How to go out of the classroom?</p>	<p><u>REFER THIS LINK</u> https://www.youtube.com/watch?v=wh6gt3IkRkK</p>	<p>❖ Encourage your child to run around in open spaces, either indoors or outdoors.</p>
<p>LANGUAGE DEVELOPMENT</p>	<p>Can you help me?, Let's play, Let's sing, Let's go, etc..</p>	<p><u>Good Habits</u> https://youtu.be/mbv63Lz2vAw?feature=shared</p>	<p>❖ Make your child learn the name of school.</p>

SUBJECTS	SYLLABUS	ACTIVITY + USE OF ICT	PARENTS INVOLVEMENT
S.T.E.M. Fun	<p>Flashlight Fun: Turn off the lights and shine a flashlight on different objects. See how the shadows change and explore what makes a good shadow maker!</p> <p>Technology connection: Introduce the concept of light and how it interacts with objects.</p>		
CONVERSATION	<p>ENGLISH CONVERSATION</p> <p>1. Name the National Flag of India. Ans. Tricolour</p> <p>2. When do we celebrate Independence Day? Ans. We celebrate Independence Day on 15th August</p> <p>3. What is the name of our National Song? Ans. Vande Mataram</p> <p>4. Why do we celebrate Janmashtami? Ans. Lord Krishna's birthday is celebrated as Janmashtami.</p>	<p>HINDI CONVERSATION</p> <p>1- Hkxoku d`.k dk tUe dgk; gqvk Fkk\ m& Hkxoku d`.k dk tUe eFkqjk esa gqvk FkkA</p> <p>2- j{kkca/ku dc euk;k tkrk gSa\ m& j{kkca/ku Jko.k ekl dh iwf.kZek dks euk;k tkrk gSA</p> <p>3- gekjs jk'V^h; /ot esa fdrus jax gksrs gS\ m& gekjs jk'V^h; /ot esa rhu jax gksrs gSA</p> <p>4- gekjk jk'V^h; xku dkSu lk gS\ m& tu xu eu</p> <p>5- Hkkjr viuk Lora=rk fnol dc eukrk gS\ m& 15 vxLr</p>	<p>❖ Pay close attention to your child when he/she speaks, and respond with interest and enthusiasm. Ask open-ended questions and let the child respond.</p>
	<p>Rakshabandhan Celebration-8th August 2025, Independence Day Celebration-15th August 2025,</p> <div style="display: flex; justify-content: space-around; align-items: center;"> <div data-bbox="405 1321 680 1522">  </div> <div data-bbox="1167 1310 1473 1513">  </div> </div>		



Janmashtami Celebration-14th August 2025,



Visit to Vegetable Market- Date will be announced later



GREENWOOD PUBLIC SCHOOL

ADITYAPURAM, GWALIOR

SESSION 2025-26

:

SYLLABUS FOR THE MONTH OF AUGUST

:

CLASS-UKG

SUBJECTS

SYLLABUS

ACTIVITY + USE OF ICT

PARENTS INVOLVEMENT

ENGLISH

ORAL:

Rhymes-

1. Fish story



2. I'm a little teapot



Sentence Structure-

1. Good Morning, I am happy to see you.

2. Hello Friends, How are you?

Reading (Phonics Skill Book)-

English Primer Page no. 10, 12

Fish story

https://www.youtube.com/watch?v=9ir_l7qTiZ4

I'm a little teapot

<https://www.youtube.com/watch?v=B6en-O5yF0o>

Phonics Sound

<https://www.youtube.com/watch?v=hq3yfQnllfQ>

Vowels Song

<https://www.youtube.com/watch?v=RUSCz41aDug>

Sound of 'i'

<https://www.youtube.com/watch?v=ZY1ZRuEcah4>

Sound of 'o'

<https://www.youtube.com/watch?v=NFe1JXK8nT4>

Activity Work

- ❖ 'Read and Tell' Game will be played for the three letters words. Learners will be asked to read the words as shown by the teacher.



❖ Help your child in reading

the words of vowel sound

a, e, i, o, u everyday.

❖ Encourage your child to

memorize poems with

emotions and gestures.

❖ Take your child to a visit

to a temple on weekends.

Vocabulary Building- Flag, Kite, Garden, Temple, Church

WRITTEN:
Sound of Vowel i and o

SUBJECTS

SYLLABUS

ACTIVITY + USE OF ICT

PARENTS INVOLVEMENT



□□□□□□-
1. □□□□



2. □□□ □□□



□□□ □□□□-15, 16, 17, 18, 19

□□□□□□-
□ □ (□) □□ □□□□□□ □□□□ □□□□
□ □ (□) □□ □□□□□□ □□□□ □□□□

□□□□□□□-
1. □□□□

<https://www.youtube.com/watch?v=7U7rGmTovrk>

2. □□□ □□□

<https://www.youtube.com/watch?v=Jm4wluf3v2k>

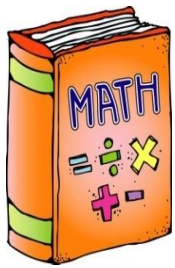
□□□□□□□□

<https://www.youtube.com/watch?v=GBWGNvHsiFs>



❖ □□□□□□ □□ □□□□□□ □□□□
□□□□ □□□□ □□□ □□□□□□□□
□□□□□□

❖ □□□□□□ □□ □□□□□ □□□□□□□□
□□□□□ □□□ □□□□□□□□ □□□□□
□□□ □□□□□ □□ □□□□
□□□□□□□□□□□□ □□□□□□



Numeracy & Skill book & Workbook

ORAL:

1. Counting from 101-200
2. Table of 2, 3, 4
3. Number names from 1 to 20
4. Backward Counting from 30-1



WRITTEN:

- Counting from 151 to 200
 Table of 4
 Number Names from 11 to 20
 Backward Counting from 30-1
 Before, After and Between

Counting-

<https://www.youtube.com/watch?v=B5iAW-jnkPw>

Table of 2-

<https://www.youtube.com/watch?v=VKJ9cCQgPdc>

Table of 3-

https://www.youtube.com/watch?v=kic7woJC9_E





Table of 4-


<https://www.youtube.com/watch?v=c85WRQLH48>

Activity Work

- ❖ 'Count and Tell' Game. Learners will be asked to count the objects asked by the educator.
- ❖ 'Dodging' Game from the table of 2, 3 and 4

❖ Help your child in learning the tables of 2, 3 and 4.

SUBJECTS	SYLLABUS	ACTIVITY + USE OF ICT	PARENTS INVOLVEMENT
<p>EVS General Awareness Skillbook</p> 	<p><u>ORAL:</u></p> <p>Keeping Clean-</p> <ul style="list-style-type: none"> • Take a bath daily • Brush our teeth twice a day • Comb your hair • Trim your nails weekly <p>Sense Organs- Eyes, Ears, Nose, Skin, Tongue</p> <p><u>WRITTEN:</u></p> <ol style="list-style-type: none"> 1. Sense Organs 2. Domestic Animals <p>(Tick the correct option, Matching, Fill in the blanks)</p>	<p>Sense Organs https://www.youtube.com/watch?v=9nTUZNz49aU</p> <p>Domestic Animals https://www.youtube.com/watch?v=oJ7TV3vVrzg</p>	<ul style="list-style-type: none"> ❖ Engage your child in activities that explore the five senses (sight, sound, touch, taste, smell). ❖ Take your child to visit farms or zoos to learn about domestic animals. ❖ If you have a pet, involve your child in pet care activities, such as feeding, grooming, or walking.
<p>ART & CRAFT</p> 	<p>Page no. 7 to 9</p> <p>Craft- Craft- Moving Paper Toy</p>		<ul style="list-style-type: none"> ❖ Provide a plane drawing book and encourage your child to draw and colour the objects as per his/her wish.
<p>GENERAL KNOWLEDGE</p>	<p>In the Classroom</p> 	<p>In the classroom https://www.youtube.com/watch?v=gG6ZCfk6vQA</p> <p><u>Activity Work</u></p> <ul style="list-style-type: none"> ❖ Identify and tell the things in the classroom. 	<ul style="list-style-type: none"> ❖ Stay informed about classroom activities, assignments, and events through regular communication with teachers.

VALUE EDUCATION	Honesty is the best policy.	Moral Story- Honesty is the best policy https://youtu.be/5jJGdvajjk?feature=shared	❖ Give children small tasks to help with household chores.
PHYSICAL EDUCATION	Catching, Throwing, Skipping and Yoga	DO EXERCISE THROUGH THIS LINK https://www.youtube.com/watch?v=JoF_d5sgGgc	❖ Take your child to a park and play some games.
DANCE	Patriotic Song, Janmashtami Song	-	❖ Encourage your child to move specific body parts independently, such as wiggling fingers or shaking hips.
MUSIC 	National Anthem, Gayatri Mantra, Bhojan Mantra, Hanuman Chalisa	National Anthem https://www.youtube.com/watch?v=RqQ4asl70Bg Gayatri Mantra https://www.youtube.com/watch?v=SPm-Qy5m39E Hanuman Chalisa https://www.youtube.com/watch?v=il77p-PPAxs	❖ Practice the prayer regularly with your child to memorize it.
MOTOR SKILL DEVELOPMENT	1. How to hang the school bag properly? 2. How to paste the worksheet? 3. How to come in the classroom? 4. How to go out of the classroom?	REFER THIS LINK https://www.youtube.com/watch?v=wh6gt3IkRKk	❖ Encourage your child to run around in open spaces, either indoors or outdoors.

SUBJECTS	SYLLABUS	ACTIVITY + USE OF ICT	PARENTS INVOLVEMENT
LANGUAGE DEVELOPMENT	Can you help me?, Let's play, Let's sing, Let's go, etc..	Good Habits https://youtu.be/mbv63Lz2vAw?feature=share	❖ Make your child learn the name of school.

S.T.E.M. Fun
Flashlight Fun: Turn off the lights and shine a flashlight on different objects. See how the shadows change and explore what makes a good shadow maker!
Technology connection: Introduce the concept of light and how it interacts with objects.

CONVERSATION	ENGLISH CONVERSATION 1. Name the National Flag of India. Ans. Tricolour 2. When do we celebrate Independence Day? Ans. We celebrate Independence Day on 15th August 3. What is the name of our National Song? Ans. Vande Mataram 4. Why do we celebrate Janmashtami? Ans. Lord Krishna's birthday is celebrated as Janmashtami.	HINDI CONVERSATION 1- Hkxoku d`.k dk tUe dgkj; gqvk Fkk\ m& Hkxoku d`.k dk tUe eFkqjk esa gqvk Fkka 2- j{kkca/ku dc euk;k tkrk gSa\ m& j{kkca/ku Jko.k ekl dh iwf.kZek dks euk;k tkrk gSA 3- gekjs jk'V^h; /ot esa fdrus jax gksrs gS\ m& gekjs jk'V^h; /ot esa rhu jax	❖ Pay close attention to your child when he/she speaks, and respond with interest and enthusiasm. Ask open-ended questions and let the child respond.
---------------------	--	--	---

gksrs gSA

4- gekjk jk'V^{ah}; xku dkSu lk gS\
m& tu xu eu

5- Hkkjr viuk Lora=rk fnol dc eukrk
gS\
m& 15 vxLr



Rakshabandhan Celebration-8th August 2025,



Janmashtami Celebration-14th August 2025,



Independence Day Celebration-15th August 2025,



Visit to Vegetable Market- Date will be announced later

