






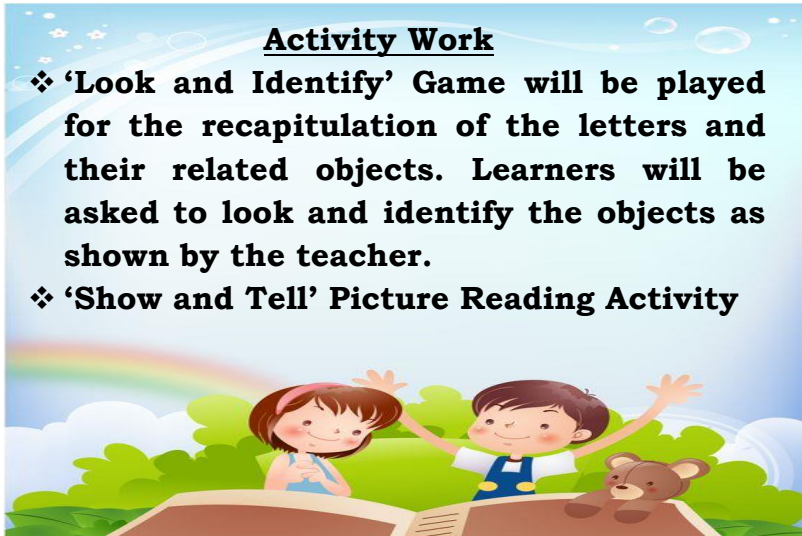










GREENWOOD PUBLIC SCHOOL



ADITYAPURAM, GWALIOR

SESSION 2025-26 : SYLLABUS FOR THE MONTH OF DECEMBER+JANUARY : CLASS-NURSERY

SUBJECTS	SYLLABUS	ACTIVITY + USE OF ICT	PARENTS INVOLVEMENT
<p>ENGLISH (LITERACY)</p>    	<p>ORAL:</p> <p>Rhymes-</p> <p>1. Engine, Engine</p>  <p>2. Cobbler, Cobbler...</p>  <p>3. Hickory, Dickory...</p>  <p>Sentence Structure- I love to go to school.</p> <p>Vocabulary Building- Soap, Water, Bucket, Mug, Shampoo, Washroom, Bath, Comb, Clothes, Ready</p> <p>Recognition- A-Z</p> <p>WRITTEN:</p> <p>Written- Practicing Strokes: T-Z</p> <p>Workbook- Page no. 41 to 56</p>	<p>ACTIVITY + USE OF ICT</p> <p>Rhymes- 1. Engine, Engine https://www.youtube.com/watch?v=_8rVwsa8nSQ&list=RD_8rVwsa8nSQ&start_radio=1</p> <p>2. Cobbler, Cobbler... https://www.youtube.com/watch?v=fpFYxjmk-OE&list=RDfpFYxjmk-OE&start_radio=1</p> <p>3. Hickory, Dickory.... https://www.youtube.com/watch?v=ygcN65SILFg</p> <p>Phonics Sound https://www.youtube.com/watch?v=hq3yfQnllfQ</p> <p>Alphabet Song https://www.youtube.com/watch?v=zAIX1V3IK5s</p> <p>Activity Work</p> <p>❖ ‘Look and Identify’ Game will be played for the recapitulation of the letters and their related objects. Learners will be asked to look and identify the objects as shown by the teacher.</p> <p>❖ ‘Show and Tell’ Picture Reading Activity</p> 	<p>PARENTS INVOLVEMENT</p> <p>❖ Play music and encourage your child to dance around.</p> <p>When the music stops, call out a word that rhymes with a simple action (e.g., "Engine", "Cobbler" and "Hickory-Dickory").</p> <p>Children freeze in place and perform the action associated with the rhyming word.</p>


SUBJECTS	SYLLABUS	ACTIVITY + USE OF ICT	PARENTS INVOLVEMENT
 	<p style="text-align: center;"><u>ekSSf[kd%&</u> <u>dfork,j&</u></p> <p>1- <u>dfork.sa& esih Vhpi----</u> </p> <p>2- <u>cUnj ekek</u> </p> <p>3- <u>xqyk dk Qwy</u> </p> <p><u>Loj o.kZ& v ls v% rd</u> <u>okD; jpuk& eq>s Ldwy tkuk</u> <u>cgqr ilan gSA</u> <u>v{kjksa dh igpku& v ls v% rd</u> <u>fyf[kr%&</u> <u>lajpuk& v{kj&v ls v% rd dk</u> <u>iquZH;kl</u> <u>v{kj ys[ku&</u> ist ua- 26 ls 64 rd</p>	<p><u>dfork,j&</u> 1- <u>esjh Vhpj-----</u> https://www.youtube.com/watch?v=pjF_ZgFqUHO</p> <p>2- <u>cUnj ekek</u> https://www.youtube.com/watch?v=JeLIYZJ3hfM&list=RDJeLIYZJ3hfM&start_radio=1</p> <p>3- <u>xqyk dk Qwy</u> https://www.youtube.com/watch?v=E6iX3jCIKm8&list=RDE6iX3jCIKm8&start_radio=1</p> <p><u>Loj o.kZekyk xhr</u> https://www.youtube.com/watch?v=TM83zp1AkUM</p> <div style="border: 1px solid black; padding: 10px; margin: 10px auto; width: 80%;"> <p style="text-align: center;"><u>Activity work</u></p> <ul style="list-style-type: none"> ❖ <u>dforkvksa dks lLoj okpu</u> ❖ <u>Þns[kks vkSj crkvksaÞ</u> <u>[ksy ls fp=ksa dks igpkudj</u> <u>crk,jA</u> </div>	<ul style="list-style-type: none"> ❖ <u>cPpksa dks Lojksa ls</u> <u>lacaaf/kr fp=@oLrq,i</u> <u>igpkuusa esa lgk;rk</u> <u>djsaA</u> ❖ <u>cPpksa dks dfork</u> <u>fofHkUu Hkkoksa rFkk</u> <u>eqnzkvksa lfgr ;kn djkus</u> <u>ds fy, çksRlkfgr djsaA</u>
 <p>(NUMERACY)</p>	<p style="text-align: center;"><u>ORAL:</u></p> <p>1. <u>Counting from 1-20</u></p> 	<p><u>Counting Song</u> https://www.youtube.com/watch?v=JTOMmZcJ2Vw</p> <div style="border: 1px solid black; padding: 10px; margin: 10px auto; width: 80%;"> <p style="text-align: center;"><u>Activity Work</u></p> <ul style="list-style-type: none"> ❖ <u>'Look and Identify Number' Game.</u> ❖ <u>Learners will be asked to count the objects asked by the educator.</u> </div> 	<ul style="list-style-type: none"> ❖ Provide a variety of toys or objects (e.g., blocks, stuffed animals). Ask your child to count the toys, group them by number, or sort them into containers labeled with

	<p align="center">WRITTEN:</p> <p>Numbers – 16-20</p> <p>Workbook-</p> <p>Page no. 31 - 20</p>		numbers.
--	---	--	----------

SUBJECTS	SYLLABUS	ACTIVITY + USE OF ICT	PARENTS INVOLVEMENT
<p>ART & CRAFT</p> 	<p>Page no. 16 to 24</p> <p>Craft- Christmas Tree</p>	 <p align="center">Activity Work Christmas Tree Making using colourful papers</p>	<p>❖ Involve your child in everyday evening Aarti. Tell your child to sing Aarti along with you.</p>
<p>GENERAL KNOWLEDGE</p> 	<p>Animals Names, Days Names</p>	<p align="center">Activity Work “Simon Says” Game</p>	<p>❖ Take your child to zoo.</p>
<p>VALUE EDUCATION</p>	<p>Use 5 Magical Words</p> <ol style="list-style-type: none"> 1. Please 2. Excuse Me 3. Thank You 4. Sorry 5. Welcome 	<p>Moral Story</p> <p>https://www.youtube.com/watch?v=poVwJX8VQBo</p>	<p>❖ Use these magical words at home also.</p>
<p>PHYSICAL EDUCATION</p>	<p>Fun Games</p> <p>Surya Namaskar</p>	<p>DO EXERCISE THROUGH THIS LINK</p> <p>https://www.youtube.com/watch?v=JoF_d5sgGgc</p>	<p>❖ Make a habit to do ‘2 Surya Namaskar’ exercises everyday.</p>
<p>DANCE</p> 	<p>Classical Dance- Kathak Kavit: YS</p> <p>eVdh flj pyh xqtfj;k] vku vpkud</p>	<p>-</p>	<p>❖ Encourage your child to sing devotional songs with clapping.</p>

	f?kjks lk;ofj;k		
--	-----------------	--	--



SUBJECTS	SYLLABUS	ACTIVITY + USE OF ICT	PARENTS INVOLVEMENT
MUSIC	Hanuman Chalisa, Bhojan Mantra- □□□ □□□□□□□□ □□□□□ □□□□□□□□ □□□□□□□□□□ □ □□□□□□□□ □□□□□□□□ □□□□□□□□□ □□□□□□□□□ □	Hanuman Chalisa, Bhojan Mantra	❖ Practice singing the Hanuman Chalisa and Bhojan Mantra regularly with your child to memorize it.
MOTOR SKILL DEVELOPMENT	Throwing and Catching Skills: Practice throwing and catching the ball to develop hand-eye coordination, fine motor skills, and teamwork in children.	<u>REFER THIS LINK</u> https://www.youtube.com/watch?v=wh6gt3IkRKk	❖ Encourage your child to help you in arranging the books in the bag.
CONVERSATION	<u>ENGLISH CONVERSATION</u> Q.1 When do we celebrate Christmas? Ans. We celebrate Christmas on 25th December every year. Q.2 Name the most important festival of Christians. Ans. Christmas is the most important festival of Christians. Q.3 What is the colour of Santa's dress? Ans. The colour of Santa's dress is red. Q.4 When do we celebrate New year? Ans. We celebrate New year on 1st January. Q.5 Which season is extremely dry and cold? Ans. Winter Q.6 When do we celebrate Republic Day? Ans. We celebrate Republic Day on 26th January.	<u>HINDI CONVERSATION</u> iz-1 fØlel dc euk;k tkrk gS\ m- fØlel gj lky 25 fnlacj dks euk;k tkrk gSA iz-2 bZIk elhg dk tUe dc gqvk Fkk\ m- bZIk elhg dk tUe 25 fnlacj dks gqvk FkkA iz-3 fØlel dkSUK eukrs gSa\ m- fØlel bZIk bZ eukrs gSaA iz-4 lkark DykWt bl fnu cPpksa dks D;k ckjVrs gSa\ m- lkark DykWt bl fnu cPpksa dks migkj ckjVrs gSa\ iz-5 bZIk bZ izkFkZuk djus dgkj tkrk gSa\ m- bZIk bZ izkFkZuk djus fxjtk?kj tkrk gSaA ç-6 ge x.kra= fnol dc eukrs gSa\ m- ge 26 tuojuh dks x.kra= fnol eukrs gSaA	❖ Pay close attention to your child when he/she speaks, and respond with interest and enthusiasm. Ask open-ended questions and let the child respond.










GREENWOOD PUBLIC SCHOOL



ADITYAPURAM, GWALIOR


SESSION 2025-26 : SYLLABUS FOR THE MONTH OF DECEMBER+JANUARY : CLASS-LKG

SUBJECTS	SYLLABUS	ACTIVITY + USE OF ICT	PARENTS INVOLVEMENT
<p>ENGLISH (LITERACY)</p> 	<p style="text-align: center;"><u>ORAL:</u></p> <p>Rhymes- 1. A Thunderstorm 2. Little Boy Blue   3. Terrific Toes 4. Days of the Week  </p> <p>Reading- Sound of vowel ‘a, e, i, o, u’, Opposite Words, Use of In, On and Under, I am, You are, Yes or No English Literacy Skills- Pg no. 20, 23, 44, 45, 46, 47, 48, 49 Vocabulary Building- 1. Parts of a plant-Bud, Roots, Stem, Leaf, Branch, Fruit and Flower 2. National Symbols-National Emblem, National Bird, National Animal, National Tree, National Currency, National Fruit</p> <p style="text-align: center;"><u>WRITTEN:</u></p> <p>Sound of vowel ‘i’, ‘o’ and ‘u’, Match the pictures to their names, Circle the correct word for the given pictures, Look at the pictures and write the names, Match the words that rhyme the same opposite words, Use of In/On/Under, Yes or No, I am, You are, Small Cursive</p>	<p>Rhymes- 1. A Thunderstorm https://www.youtube.com/watch?v=gy-NdyU2mLs&list=RDgy-NdyU2mLs&start_radio=1 2. Little Boy Blue https://www.youtube.com/watch?v=cm506-Ty6wQ 3. Terrific Toes https://www.youtube.com/watch?v=s1vQ118NVD8&list=RDs1vQ118NVD8&start_radio=1 4. Days of the Week https://www.youtube.com/watch?v=mXMofxDPUQ&list=RDmXMofxDPUQ&start_radio=1</p> <p>Phonics Sound https://www.youtube.com/watch?v=hq3yfQnllfQ</p> <p>Vowels Song https://www.youtube.com/watch?v=RUSCz41aDug</p> <div style="border: 1px solid black; padding: 10px; text-align: center;"> <p>Activity Work</p> <p>❖ ‘Look and Identify’ Game will be played for the recapitulation of the letters and their related objects. Learners will be asked to look and identify the objects as shown by the teacher.</p> <p>❖ ‘Show and Tell’ Picture Reading Activity</p> </div> 	<p>❖ Play music and encourage your child to dance around. When the music stops, call out a word that rhymes with a simple action (e.g., "Little Boy Blue", Terrific Toes, “Days of Week”). Children freeze in place and perform the action associated with the rhyming word.</p> 


SUBJECTS	SYLLABUS	ACTIVITY + USE OF ICT	PARENTS INVOLVEMENT
 <p style="text-align: center;">HINDI</p> 	<p>letters a-z, Dictation</p> <p>ORAL:</p> <p>dfork,j& 1-jsy 2- eksj</p>   <p>3- iou py py vk 4- mM+ py iBu&ikBu & dgkuh ^fe=rk* o ^x/kk cuk 'ksj* vkSj nks] rhu o pkj o.kksZa okys vekf=d 'kCn] okD; vH;kl</p> <p>WRITTEN:</p> <p>O;atu & nks] rhu o pkj o.kksaZ Is cus vekf=d 'kCn] fp= igpkudj lgh 'kCn ij xksyk cukb,) fp= ns[kdj uke fyf[k,] fp= ns[kdj 'kCn iwjs dhft,] o.kksZa dk dze lgh djds 'kCn cukb,] fp= ns[kdj okD; iwjs dhft,] fp=ksa ds uke fy[kdj igsyh iw.kZ dhft,] Jqrys[k</p>	<p>dfork,j& jsy https://www.youtube.com/watch?v=BZudL4phl2l&list=RDBZudL4phl2l&start_radio=1</p> <p>eksj https://www.youtube.com/watch?v=z0QgvDq0gSs&list=RDz0QgvDq0gSs&start_radio=1</p> <p>o.kZekyk https://www.youtube.com/watch?v=GBWGNvHsiFs</p>  <p style="text-align: center;"><u>Activity Work</u></p> <ul style="list-style-type: none"> ❖ dforkvksa dks lLoj okpu ❖ ns[kks vkSj crkvksaP [ksy Is fp=ksa dks igpkudj crk,iA ❖ ^ns[kksa vkSj crkvks* [ksy ds tfj, o kksaZ dks igpkub, oa crkb sA 	<p>PARENTS INVOLVEMENT</p> <ul style="list-style-type: none"> ❖ cPpksa dks O;atuksa Is lacaf/kr fp=@oLrq,i igpkuusa esa lgk;rk djsaA ❖ cPpksa dks dfork fofHkUu Hkkoksa rFkk eqnzkvksa lfgr ;kn djkus ds fy, çksRIkfgr djsaA
	<p>ORAL:</p> <p>Counting from 1-150 Tables from 2 to 5, Number Names from 6-10, Ordering of Numbers,</p> 	<p>Counting- https://www.youtube.com/watch?v=B5iAW-jnkPw Table of 5 https://www.youtube.com/watch?v=rmQqywlrvh8</p> <p style="text-align: center;">ACTIVITY WORK</p>	<ul style="list-style-type: none"> ❖ Provide a variety of toys or objects (e.g., blocks, stuffed animals). Ask your child to count the toys, group them by

	<p>Indian Coins and Time</p> <p>WRITTEN:</p> <p>Counting from 101 to 150, Tables from 2 to 5, Spelling from 6 to 10, Circle the correct answer, Addition, Subtraction, Missing Numbers, Dictation, Indian Coins and Time</p>	<ul style="list-style-type: none"> • Look and Identify Number Game. • Learners will be asked to count the objects asked by the educator. 	<p>number, or sort them into containers labeled with numbers.</p>
--	---	--	---

SUBJECTS	SYLLABUS	ACTIVITY + USE OF ICT	PARENTS INVOLVEMENT
<p>ART & CRAFT</p> 	<p>Page no. 14 to 23</p> <p>Craft- Christmas Tree</p>	 <p>Activity Work</p> <p>Christmas Tree using colourful papers</p>	<p>❖ Involve your child in everyday evening Aarti. Tell your child to sing Aarti along with you.</p>
<p>GENERAL KNOWLEDGE</p>	<p>Places in My Neighbourhood, Seasons, Safety at home, Food, Personal Hygiene</p>	<p>Seasons https://www.youtube.com/watch?v=ZGPsudVS5c</p> <p>Personal Hygiene https://www.youtube.com/watch?v=D5BtnvQqbWs</p> <p>Activity Work</p> <p>Germ Game: Use glitter to represent germs on hands. Have children wash hands & see how the germs disappear</p>	<p>❖ Help your child create a morning routine that includes personal hygiene tasks.</p>
<p>VALUE EDUCATION</p>	<p>Use 5 Magical Words</p> <ol style="list-style-type: none"> 1. Please 2. Excuse Me 3. Thank You 4. Sorry 5. Welcome 	<p>Moral Story</p> <p>https://www.youtube.com/watch?v=poVwJX8VQBo</p>	<p>❖ Use these magical words at home also.</p>
<p>PHYSICAL EDUCATION</p>	<p>Fun Games</p> <p>Surya Namaskar</p>	<p>DO EXERCISE THROUGH THIS LINK</p> <p>https://www.youtube.com/watch?v=JoF_d5sgGgc</p>	<p>❖ Make a habit to do ‘2 Surya Namaskar’</p>

			exercises everyday.
DANCE 	Classical Dance- Kathak Kavita: ys eVdh flj pyh xqtfj;k] vku vpkud f?kjks lk;ofj;k	-	❖ Encourage your child to sing devotional songs with clapping.

SUBJECTS	SYLLABUS	ACTIVITY + USE OF ICT	PARENTS INVOLVEMENT
MUSIC	Hanuman Chalisa, Bhojan Mantra- □□□ □□□□□□□□ □□□□□ □□□□□□□□ □□□□□□□□□□ □ □□□□□□□□ □□□□□□□□ □□□□□□□□□ □□□□□□□□ □	Hanuman Chalisa, Bhojan Mantra	❖ Practice singing the Hanuman Chalisa and Bhojan Mantra regularly with your child to memorize it.
MOTOR SKILL DEVELOPMENT	Throwing and Catching Skills: Practice throwing and catching the ball to develop hand-eye coordination, fine motor skills, and teamwork in children.	REFER THIS LINK https://www.youtube.com/watch?v=wh6gt3IkRKk	❖ Encourage your child to help you in arranging the books in the bag.
CONVERSATION	ENGLISH CONVERSATION Q.1 When do we celebrate Christmas? Ans. We celebrate Christmas on 25th December every year. Q.2 Name the most important festival of Christians. Ans. Christmas is the most important festival of Christians. Q.3 What is the colour of Santa's dress? Ans. The colour of Santa's dress is red. Q.4 When do we celebrate New year? Ans. We celebrate New year on 1st January. Q.5 Which season is extremely dry	HINDI CONVERSATION iz-1 fØlel dc euk;k tkrk gS\ m- fØlel gj lky 25 fnlacj dks euk;k tkrk gSA iz-2 bZIk elhg dk tUe dc gqvk Fkk\ m- bZIk elhg dk tUe 25 fnlacj dks gqvk FkkA iz-3 fØlel dkSUK eukrs gSa\ m- fØlel bZIk bZ eukrs gSaA iz-4 lkark DykWt bl fnu cPpksa dks D;k ckjVrs gSa\ m- lkark DykWt bl fnu cPpksa dks migkj	❖ Pay close attention to your child when he/she speaks, and respond with interest and enthusiasm. Ask open-ended questions and let the child respond.



and cold?

Ans. Winter

Q.6 When do we celebrate Republic Day?

Ans. We celebrate Republic Day on 26th January.

ckjVrs gSa\

iz-5 bZlkbZ izkFkZuk djus dgkj tkrs gSa\

m- bZlkbZ izkFkZuk djus fxjtk?kj tkrs gSaA

ç-6 ge x.kra= fnol dc eukrs gSa\

m- ge 26 tuojuh dks x.kra= fnol eukrs gSaA










Christmas Celebration,
Republic Day Celebration

GREENWOOD PUBLIC SCHOOL

ADITYAPURAM, GWALIOR

SESSION 2025-26 : SYLLABUS FOR THE MONTH OF DECEMBER+JANUARY : CLASS-UKG

SUBJECTS	SYLLABUS	ACTIVITY + USE OF ICT	PARENTS INVOLVEMENT
ENGLISH (LITERACY)    	<p style="text-align: center;">ORAL:</p> <p>Rhymes-</p> <p>1. Mary had a little lamb</p>  <p>2. We Willie Winkie</p>  <p>3. I am a little tea pot</p>  <p>Reading (Phonics Skill Book)- Page no. 28, 33, 35, 39, 44, 49, 50</p> <p>Vocabulary Building- Christmas, Gifts, Cake Candles, Bells, Snowman, Flag, Tricolour, Kite,</p>	<p>ACTIVITY + USE OF ICT</p> <p>All Rhymes- https://www.youtube.com/playlist?list=PL3zxtKnNC OvZhftg3R4pzG-UptEZL t70</p> <p>Phonics Sound https://www.youtube.com/watch?v=hq3yfQnllfQ</p> <p>Vowels Song https://www.youtube.com/watch?v=RUSCz41aDug</p> <div style="border: 1px solid black; padding: 5px; background-color: #e0f0ff; margin-top: 10px;"> <p style="text-align: center;">Activity Work</p> <p>❖ ‘Read and Tell’ Game will be played for the three letter words. Learners will be asked to read the words as shown by the teacher.</p> </div>	<p>PARENTS INVOLVEMENT</p> <p>❖ Play music and encourage your child to dance around.</p> <p>When the music stops, call out a word that rhymes with a simple action (e.g., "mary had a little lamb"). Children freeze in place and perform the action associated with the rhyming word.</p>



Principal

WRITTEN:

Near, Behind, In front of, Use of has/have, Use of Is this/Is that, Use of my/your, Use of I am/You are/ We are, They are, Use of the, Use of who

SUBJECTS

SYLLABUS


ACTIVITY + USE OF ICT

PARENTS INVOLVEMENT



dfork,j&

1- Nqd Nqd jsyxkM+h



2- ÅjV



3- ty dh jkuh



iBu ikBu&

ist ua 41] 45] 47] 48

fyf[kr%&

ckyxhr dfork,j

https://www.youtube.com/playlist?list=PL3zxtKnNCOvZhftg3R4pzG-UptEzL_t70

o.kZekyk

<https://www.youtube.com/watch?v=GBWGNvHsiFs>

nks v{kj okys “kCn

<https://www.youtube.com/watch?v=eiahBq5Zt0>



Activity Work

- ❖ dforkvkksa dks ILoj okpu
- ❖ ns[kks vkSj crkvksaP [ksy ls

❖ cPpkksa dks fcuk

ek=k okys “kCn dks

i<+us esa lgk;rk

djsaA

❖ cPpkksa dks dfork




fofHkUu Hkkoksa


rFkk eqnzkvksa lfgr

;kn djkus ds fy,

çksRIkfgr djsaA

	<p>vj dh ek=k okys 'kCn] jsQ dh</p> <p>ek=k] la;qDr v{kj okys 'kCn]</p> <p>lfCt;ksa ds uke] laKk dh</p> <p>ifjHkk'kk</p>	<p>fp=ksa dks</p> <p>igpkudj crk,iA</p> <p>❖ ^ns[kksa vkSj crkvks* [ksy ds</p> <p>tfj, fcuk ek=k okys "kCnksa dks</p> <p>if<+, ,oa crkb,sA</p>	
--	--	---	--

SUBJECTS	SYLLABUS	ACTIVITY + USE OF ICT	PARENTS INVOLVEMENT
 <p>Numeracy & Skill book & Workbook</p>	<p>ORAL:</p> <ol style="list-style-type: none"> Counting from 401-500 Table of 6, 7, 8, 9, 10 Number names from 51 to 100  <p>WRITTEN:</p> <p>Counting from 401 to 500, Table of 8, 9, 10 Number names from 51 to 100, Money, Multiplication, Time</p>	<p>Counting-</p> <p>https://www.youtube.com/watch?v=B5iAW-jnkPw</p> <p>Table from 2 to 10-</p> <p>https://www.youtube.com/watch?v=M5lu7AZ2Njg</p> <p>Number Names</p> <p>https://www.youtube.com/watch?v=LyvQ6pc7JSA</p> <p style="text-align: center;">.....</p> <p style="text-align: center;">•••••</p> <p style="text-align: center;">• Activity Work •</p> <p style="text-align: center;">❖ 'Dodging' Game from the tables</p> <p style="text-align: center;">from 2 to 10</p> <p style="text-align: center;">•••••</p> <p style="text-align: center;">.....</p>	<p>❖ Provide a variety of toys or objects (e.g., blocks, stuffed animals). Ask your child to count the toys, group them by number, or sort them into containers labeled with numbers.</p>
<p>EVS</p> <p>General Awareness Skillbook</p> 	<p>ORAL:</p> <p>Uses of Water- Drinking, Cooking, Washing, Cleaning</p> <p>Clothes</p> <p>Summer Clothes- Skirt, Frock, T-shirt, Shirt</p> <p>Winter Clothes- Woollen Cap, Jacket, Sweater</p> <p>Monsoon Clothes- Raincoat, Gum Boots</p> <p>Musical Instruments- Dholak, Tabla, Piano, Drum</p> <p>WRITTEN:</p>	<p>Uses of Water</p> <p>https://www.youtube.com/watch?v=rUQEm3UYu5M</p>	<p>❖ Discuss with your child about uses of water and why it need to be conserved.</p>

	<p>Uses of Water- Drinking, Cooking, Washing, Cleaning</p> <p>Clothes, Animals and their Babies, Musical Instruments</p>		
<p>ART & CRAFT</p> 	<p>Page no. 21 to 24</p> <p>Craft- Christmas Tree, Potato Stamping</p>	<div style="border: 1px solid black; padding: 5px; text-align: center;"> <p><u>Activity Work</u></p> <p>Christmas Tree, Potato Stamping</p> </div>	<ul style="list-style-type: none"> ❖ Involve your child in everyday evening Aarti. Tell your child to sing Aarti along with you.
<p>GENERAL KNOWLEDGE</p>	<p>Indoor Games, Insects, In the classroom</p>	<div style="background-color: #ADD8E6; border-radius: 10px; padding: 10px; text-align: center;"> <p><u>Activity Work</u></p> <p>Play Indoor Games</p> </div>	<ul style="list-style-type: none"> ❖ Play Indoor Games along with your child.

SUBJECTS	SYLLABUS	ACTIVITY + USE OF ICT	PARENTS INVOLVEMENT
VALUE EDUCATION	Respect all, Respect yourself.	Moral Story https://www.youtube.com/watch?v=ld433iNnSP4	❖ Plan a meal where everyone contributes and shares food. ❖ Donate toys or clothes to those in need.
PHYSICAL EDUCATION	Fun Games Surya Namaskar	DO EXERCISE THROUGH THIS LINK https://www.youtube.com/watch?v=JoF_d5sgGgc	❖ Make a habit to do '2 Surya Namaskar' everyday.
DANCE	Classical Dance- Kathak Kavita: ;equk ds rV ij ukpr dUgS;k rk Fkk FkS;k	-	❖ Encourage your child to sing devotional songs with clapping.
MUSIC	Hanuman Chalisa, Bhojan Mantra- □□□ □□□□□□□□ □□□□□ □□□□□□□□ □□□□□□□□□ □ □□□□□□□ □□□□□□□□ □□□□□□□□□ □□□□□□□□ □	Hanuman Chalisa, Bhojan Mantra	❖ Practice singing the Hanuman Chalisa and Bhojan Mantra regularly with your child to memorize it.
MOTOR SKILL DEVELOPMENT	Throwing and Catching Skills: Practice throwing and catching the ball to develop hand-eye coordination, fine motor skills, and teamwork in children.	REFER THIS LINK https://www.youtube.com/watch?v=wh6gt3IkRkK	❖ Encourage your child to help you in arranging the books in the bag.
CONVERSATION	<p>ENGLISH CONVERSATION</p> <p>Q.1 When do we celebrate Christmas? Ans. We celebrate Christmas on 25th December every year.</p> <p>Q.2 Name the most important festival of Christians. Ans. Christmas is the most important festival of Christians.</p> <p>Q.3 What is the colour of Santa's dress? Ans. The colour of Santa's dress is red.</p> <p>Q.4 When do we celebrate New year? Ans. We celebrate New year on 1st January.</p> <p>Q.5 Which season is extremely dry and cold? Ans. Winter</p> <p>Q.6 When do we celebrate Republic Day? Ans. We celebrate Republic Day on 26th January.</p>	<p>HINDI CONVERSATION</p> <p>iz-1 fØlel dc euk;k tkrk gS\ m- fØlel gj lky 25 fnlacj dks euk;k tkrk gSA</p> <p>iz-2 bZIk elhg dk tUe dc gqvk Fkk\ m- bZIk elhg dk tUe 25 fnlacj dks gqvk FkkA</p> <p>iz-3 fØlel dkSuk eukrs gSa\ m- fØlel bZIk bZ eukrs gSaA</p> <p>iz-4 lkark DykWt bl fnu cPpkSa dks D;k ckj Vrs gSa\ m- lkark DykWt bl fnu cPpkSa dks migkj ckj Vrs gSa\</p> <p>iz-5 bZIk bZ izkFkZuk djus dgkj tkrs gSa\ m- bZIk bZ izkFkZuk djus fxjtk?kj tkrs gSaA</p> <p>ç-6 ge x.kra= fnol dc eukrs gSa\ m- ge 26 tuojh dks x.kra= fnol eukrs gSaA</p>	



**Christmas Celebration,
Republic Day Celebration**