

GREENWOOD PUBLIC SCHOOL





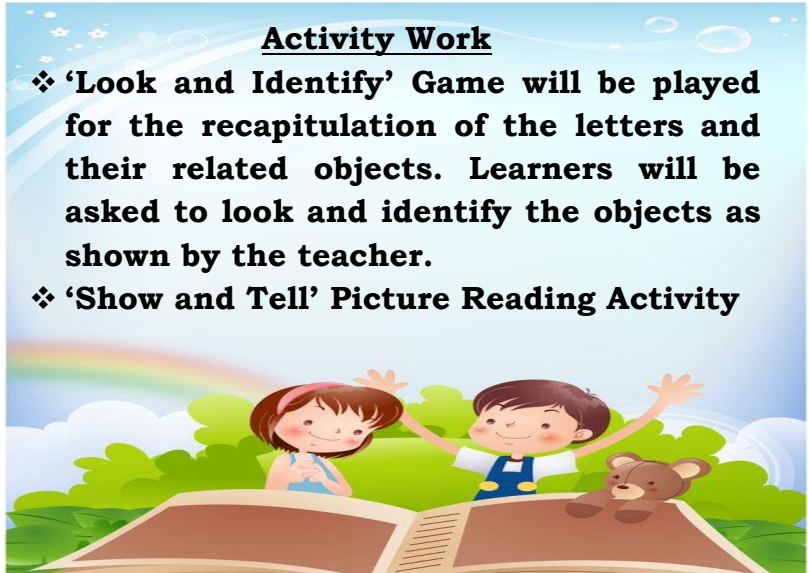













ADITYAPURAM, GWALIOR

SESSION 2025-26




SYLLABUS FOR THE MONTH OF JULY

CLASS-NURSERY

| SUBJECTS | SYLLABUS | ACTIVITY + USE OF ICT | PARENTS INVOLVEMENT |
|---|---|---|--|
| <p>ENGLISH</p>  | <p>ORAL:</p> <p>Rhymes-</p> <p>1. Ring-a-ring.... </p> <p>2. Twinkle-Twinkle.... </p> <p>3. Johnny-Johny... </p> <p>Sentence Structure- I am a boy/girl. Vocabulary Building- School, Bus, Classroom, Bottle, Lunch Box, Book, Notebook Recognition- A-H</p> <p>WRITTEN:</p> <p>Practicing Strokes- Standing lines, Sleeping lines, Slanting lines, A, B, C, D letters Workbook- Page no. 9 to 15</p> | <p>Activity + USE OF ICT</p> <p>Rhymes- 1. Ring-a-ring... https://www.youtube.com/watch?v=bj_dtWTKetI</p> <p>2. Twinkle-Twinkle... https://youtu.be/yCjJyiqpAuU?feature=shared</p> <p>3. Johnny-Johny... https://youtu.be/EA_fbT6oN2k?feature=shared</p> <p>Phonics Sound https://www.youtube.com/watch?v=hq3yfQnllfQ</p> <p>Alphabet Song https://www.youtube.com/watch?v=zAIX1V3IK5s</p> <p>Activity Work</p> <ul style="list-style-type: none"> ❖ ‘Look and Identify’ Game will be played for the recapitulation of the letters and their related objects. Learners will be asked to look and identify the objects as shown by the teacher. ❖ ‘Show and Tell’ Picture Reading Activity  | <p>PARENTS INVOLVEMENT</p> <ul style="list-style-type: none"> ❖ Play music and encourage your child to dance around. When the music stops, call out a word that rhymes with a simple action (e.g., "twinkle" and "papa"). Children freeze in place and perform the action associated with the rhyming word. <p>Vocabulary Building-</p> <p>School, </p> <p>Bus, </p> <p>Classroom, </p> <p>Book, </p> <p>Notebook, </p> <p>Bottle </p> <p>Lunch Box</p> <p>Pencil Box</p> |

| SUBJECTS | SYLLABUS | ACTIVITY + USE OF ICT | PARENTS INVOLVEMENT |
|--|---|--|--|
|   | <p style="text-align: center;"><u>मौखिक :-</u></p> <p><u>कविताएँ-</u></p> <ol style="list-style-type: none"> 1. दो... 2. सूरज 3. मछली <p><u>स्वर वर्ण-</u> अ से ऊ तक <u>वाक्य रचना-</u> मैं एक लड़का/लड़की हूँ। <u>अक्षरों की पहचान-</u> अ से ऊ तक <u>लिखित :-</u> <u>संरचनाएँ-</u> रेखाएँ, आड़ी तिरछी रेखाएँ, अर्द्ध गोलाकार, अक्षर- अ, आ <u>अक्षर लेखन-</u> पेज नं 5-10 तक</p> | <p><u>कविताएँ-</u></p> <ol style="list-style-type: none"> 1. चिड़ि या मुझे बना दो.... https://www.youtube.com/watch?v=2WG6ZweucRw 2. सूरज https://youtu.be/L8zLQymIXpU?feature=shared 3. मछली https://youtube.com/watch?v=4nvBAAI3RvY&feature=shared <p><u>स्वर वर्णमाला गीत</u> https://www.youtube.com/watch?v=TM83zp1AkUM</p> <div style="border: 1px solid black; padding: 10px; margin-top: 20px;"> <p style="text-align: center;">Activity work</p> <ul style="list-style-type: none"> ❖ कविताओं का सस्वर वाचन ❖ 'देखो और बताओ' खेल से चित्रों को पहचानकर बताएँ। </div> | <ul style="list-style-type: none"> ❖ बच्चों को स्वरो से संबंधित चित्र/वस्तुएँ पहचानने में सहायता करें। ❖ बच्चों को कविता विभिन्न भावों तथा मुद्राओं सहित याद कराने के लिए प्रोत्साहित करें। |
|  | <p style="text-align: center;">ORAL:</p> <ol style="list-style-type: none"> 1. Counting from 1-10  <p style="text-align: center;">WRITTEN:</p> <p>Standing lines, Sleeping lines, Slanting lines, Curves, 1,2 numbers</p> <p>Workbook- Page no. 5 to 11</p> | <p>Counting Song https://www.youtube.com/watch?v=JT0MmZcJ2Vw</p> <div style="border: 1px solid black; padding: 10px; margin-top: 20px;"> <p style="text-align: center;">Activity Work</p> <ul style="list-style-type: none"> ❖ 'Look and Identify Number' Game. ❖ Learners will be asked to count the objects asked by the educator. </div>  | <ul style="list-style-type: none"> ❖ Provide a variety of toys or objects (e.g., blocks, stuffed animals). Ask your child to count the toys, group them by number, or sort them into containers labeled with numbers. |

| SUBJECTS | SYLLABUS | ACTIVITY + USE OF ICT | PARENTS INVOLVEMENT |
|----------|----------|-----------------------|---------------------|
|----------|----------|-----------------------|---------------------|

| | | | |
|---|--|--|---|
| ART & CRAFT  | Page no. 1 to 5 Craft- Origami Joker with colourful papers |  | ❖ Practice origami with your child. |
| GENERAL KNOWLEDGE | Fruits- Apple, Mango, Grapes, Banana, Orange, Papaya Vegetables- Potato, Tomato, Onion, Cabbage, Lady's Finger | Fruits Names https://www.youtube.com/watch?v=ltQvxxicnQM Vegetables Names https://youtu.be/SdlfXWAKiol?feature=shared Activity Work ❖ Sort and paste the pictures of fruits and vegetables separately. | ❖ Take your child to a fruit market and ask him/her to point out the fruits. |
| VALUE EDUCATION | Help your friends | Moral Story- Helping Others https://youtu.be/opqJBzO8L5w?feature=shared | ❖ Give children small tasks to help with household chores. |
| PHYSICAL EDUCATION | Catching, Throwing, Skipping and Yoga | DO EXERCISE THROUGH THIS LINK https://www.youtube.com/watch?v=JoF_d5sgGgc | ❖ Take your child to a park and play some games. |
| DANCE  | Patriotic Dance | - | ❖ Encourage your child to move specific body parts independently, such as wiggling fingers or shaking hips. |
| MUSIC | National Anthem, Gayatri Mantra, Bhojan Mantra, Hanuman Chalisa | National Anthem https://www.youtube.com/watch?v=RqQ4asI70Bg Gayatri Mantra https://www.youtube.com/watch?v=SPm-Qy5m39E Hanuman Chalisa https://www.youtube.com/watch?v=iI77p-PPAxs | ❖ Practice the prayer regularly with your child to memorize it. |
| MOTOR SKILL DEVELOPMENT | 1. How to do Namaste 2. How to walk in a straight line 3. How to sit gracefully on the chair 4. How to use the washroom and wash hands | REFER THIS LINK https://www.youtube.com/watch?v=wh6gt3IkRkK | ❖ Encourage your child to run around in open spaces, either indoors or outdoors. |
| LANGUAGE DEVELOPMENT | This is my school. I love my school. | Good Habits https://youtu.be/mbv63Lz2vAw?feature=shared | ❖ Make your child learn the name of school. |
| S.T.E.M. Fun | Sink or Float Experiment: <ul style="list-style-type: none"> Fill a large container with water and gather various objects of different materials (e.g., plastic toys, wooden blocks, rubber balls). Have children predict whether each object will sink or float before placing them in the water. Observe and discuss the results, encouraging children to think about why certain objects float while others sink. | | |

| SUBJECTS | SYLLABUS | ACTIVITY + USE OF ICT | PARENTS INVOLVEMENT |
|--------------|-----------------------------|---------------------------|-------------------------------|
| CONVERSATION | ENGLISH CONVERSATION | HINDI CONVERSATION | ❖ Pay close attention to your |

1. What is your name?

Ans. My name is _____.

2. How are you?

Ans. I am fine, thank you.

3. How old are you?

Ans. I am 3 years old.

4. What is your father's name?

Ans. My father's name is.....

5. What is your mother's name?

Ans. My mother's name is.....

6. What is the name of your school?

Ans. The name of my school is
Greenwood Public School.

7. In which class do you study?

Ans. I study in Nursery class.

8. How do you come to school?

Ans. By bus/ On foot

9. What do we use to write?

Ans. Pencil

10. What is the colour of sky?

Ans. Blue

1. **आपका क्या नाम है?**

उ- मेरा नाम है।

2. **आप कितने वर्ष के हैं?**

उ- मैं तीन वर्ष का/की हूँ।

3. **आप कैसे हैं?**

उ- मैं अच्छा/अच्छी हूँ।

4. **आपके पिताजी का क्या नाम है?**

उ- मेरे पिताजी का नाम..... है।

5. **आपकी माताजी का क्या नाम है?**

उ- मेरी माताजी का नाम है।

6. **आपके विद्यालय का क्या नाम है?**

उ- मेरे विद्यालय का नाम ग्रीनवुड पब्लिक स्कूल है।

7. **आप किस कक्षा में पढ़ते हैं?**

उ- मैं कक्षा नर्सरी में पढ़ता/पढ़ती हूँ।

8. **आप स्कूल कैसे आते हो?**

उ- बस से/ पैदल

9. **आप लिखने के लिए क्या उपयोग करते हैं?**

उ- पेंसिल

10. **आसमान का रंग क्या है?**

उ- आसमान का रंग नीला है।

child when he/she speaks,
and respond with interest
and enthusiasm. Ask
open-ended questions and
let the child respond.



Tearing and Pasting Paper

Pencil Shaving Activity


Story Telling- Thirsty Crow,

Fruits Day Celebration,

Visit to Eco Friendly Park,

English Recitation





GREENWOOD PUBLIC SCHOOL




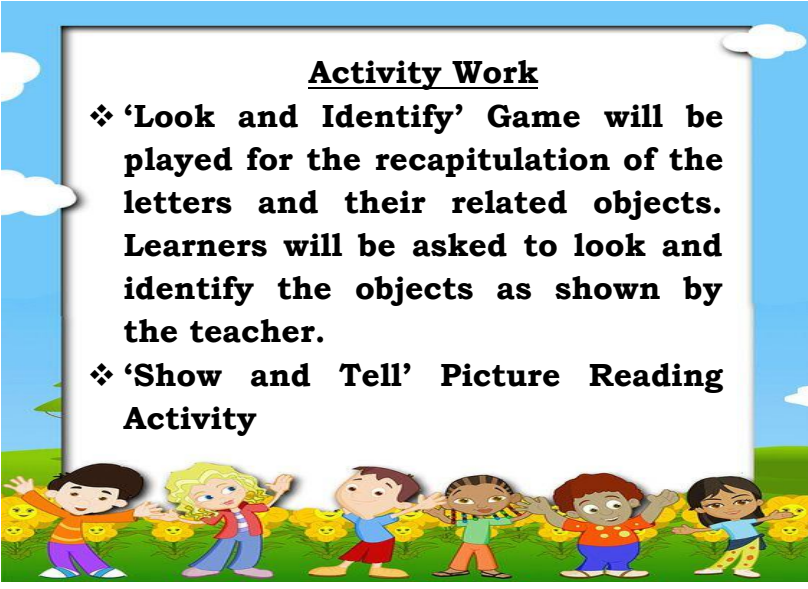







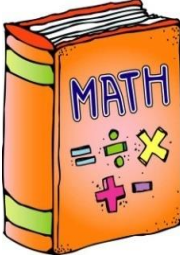

ADITYAPURAM, GWALIOR





SESSION 2025-26


SYLLABUS FOR THE MONTH OF JULY

CLASS-LKG

| SUBJECTS | SYLLABUS | ACTIVITY + USE OF ICT | PARENTS INVOLVEMENT |
|--|---|--|--|
| <p>ENGLISH</p>  | <p style="text-align: center;"><u>ORAL:</u></p> <p>Rhymes-</p> <p>1. Good Morning</p>  <p>2. Chubby Cheeks</p>  <p>Reading- The Alphabets (A-Z), Sounds of letters- Vowels and consonants (Literacy pg no. 5-9)</p> <p>Vocabulary Building- Chair, Table, Bench, Greenboard, Chalk, Duster, Educomp</p> <p style="text-align: center;"><u>WRITTEN:</u></p> <p>Revision of Capital Letters (A-Z), Match the following, Write the first letter of the picture, Fill in the blanks, Circle the correct letter for the given pictures, Dictation</p> | <p>ACTIVITY + USE OF ICT</p> <p>Rhymes-</p> <p>1. Good Morning https://www.youtube.com/watch?v=HYkpkSTdthE</p> <p>2. Chubby Cheeks https://youtu.be/InjAllwpdCQ?feature=shared</p> <p>Phonics Sound https://www.youtube.com/watch?v=hq3yfQnllfQ</p> <p>Alphabet Song https://www.youtube.com/watch?v=zAIX1V3IK5s</p> <p>Vowels Song https://www.youtube.com/watch?v=RUSCz41aDug</p> <div style="border: 1px solid black; padding: 10px; margin: 10px 0;"> <p style="text-align: center;"><u>Activity Work</u></p> <p>❖ ‘Look and Identify’ Game will be played for the recapitulation of the letters and their related objects. Learners will be asked to look and identify the objects as shown by the teacher.</p> <p>❖ ‘Show and Tell’ Picture Reading Activity</p> </div>  | <p>PARENTS INVOLVEMENT</p> <p>❖ Play music and encourage your child to dance around. When the music stops, call out a word that rhymes with a simple action (e.g., "Chubby" and "morning"). Children freeze in place and perform the action associated with the rhyming word.</p>  |

| SUBJECTS | SYLLABUS | ACTIVITY + USE OF ICT | PARENTS INVOLVEMENT |
|--|---|--|--|
|   | <p style="text-align: center;"><u>ORAL:</u></p> <p>कविताएँ- अप्रैल माह की कविताओं का पुनःअभ्यास (सवेरा, मेरा घर) व मम्मी पापा</p>  <p>पठन-पाठन: वर्णमाला अ से अः तक का पुनःअभ्यास और व्यंजन क से ङ तक (शब्द आनंद पेज नं- 3 से 7 तक)</p> <p style="text-align: center;"><u>WRITTEN:</u></p> <p>वर्णमाला- स्वर अ से अः तक का पुनःअभ्यास और व्यंजन क से ङ तक, चित्र देखकर पहला अक्षर लिखिए, खाली स्थान भरिए, जोड़ी मिलाइए, श्रुतलेख, शब्द लेखन पेज नं 3-8 तक</p> | <p>कविताएँ-</p> <ol style="list-style-type: none"> सवेरा https://www.youtube.com/watch?v=N2x3V-8CCzA मेरा घर https://www.youtube.com/watch?v=JeldN0APfVY मम्मी पापा https://www.youtube.com/watch?v=jXqjKTI0mDM <p>वर्णमाला https://www.youtube.com/watch?v=GBWGNvHsiFs</p> <div style="text-align: center;">  <p>Activity Work</p> <ul style="list-style-type: none"> ❖ कविताओं का सस्वर वाचन। ❖ देखों और बताओ खेल से चित्रों को पहचानकर बताएँ। ❖ देखों और बताओ खेल के जरिए वर्णों को पहचानिए एवं बताइए। </div> | <ul style="list-style-type: none"> ❖ बच्चों को स्वर वर्णों से संबंधित चित्र/वस्तुएँ पहचानने में सहायता करें। ❖ बच्चों को कविता विभिन्न भावों तथा मुद्राओं सहित याद कराने के लिए प्रोत्साहित करें। |
|  | <p style="text-align: center;"><u>ORAL:</u></p> <p>Revision of Previous Syllabus, Counting- 1 to 40, Table of 2, Numeracy (page no.10-14), Comparison of Big×Small, Tall×Short, Thick×Thin</p>  <p style="text-align: center;"><u>WRITTEN:</u></p> <p>Counting from 1 to 40, Write the missing numbers, What comes after and between numbers, Count and write, Match the following, Circle the correct number, Dictation</p> | <p>Counting- https://www.youtube.com/watch?v=B5iAW-jnkPw</p> <p>Table of 2- https://www.youtube.com/watch?v=VKJ9cCQgPdc</p> <div style="text-align: center; border: 2px solid black; border-radius: 15px; padding: 10px;"> <p><u>ACTIVITY WORK</u></p> <ul style="list-style-type: none"> • Look and Identify Number Game. • Learners will be asked to count the objects asked by the educator. </div> | <ul style="list-style-type: none"> ❖ Provide a variety of toys or objects (e.g., blocks, stuffed animals). Ask your child to count the toys, group them by number, or sort them into containers labeled with numbers. |

| SUBJECTS | SYLLABUS | ACTIVITY + USE OF ICT | PARENTS INVOLVEMENT |
|--|---|--|---|
| ART & CRAFT  | Book Page no. 4 & 5 (Toy and Car) Craft- Origami Penguin |  <p style="text-align: center;">Activity Work</p> <p>❖ 'Sort and Paste' the pictures of Aquatic Animals and Land Animals</p> | ❖ Take your child to 'Katorataal' and ask them to feed fishes. |
| GENERAL KNOWLEDGE | Revision of Previous Syllabus, Wild Animals, Animals and their homes | Wild Animals https://www.youtube.com/watch?v=CA6Mofzh7jo <div style="border: 1px solid black; padding: 5px; margin-top: 10px;"> <p style="text-align: center;">Activity Work</p> <p>❖ 'Sort and Paste' Game through the pictures of Wild Animals & Domestic Animals.</p> </div> | ❖ Watch Discovery Channel or any documentary about wild animals. |
| VALUE EDUCATION | Help your friends | Moral Story- Helping Others https://youtu.be/opqJBzO8L5w?feature=shared | ❖ Give children small tasks to help with household chores. |
| PHYSICAL EDUCATION | Catching, Throwing, Skipping and Yoga | DO EXERCISE THROUGH THIS LINK https://www.youtube.com/watch?v=JoF_d5sgGgc | ❖ Take your child to a park and play some games. |
| DANCE  | Patriotic Dance | - | ❖ Encourage your child to move specific body parts independently, such as wiggling fingers or shaking hips. |
| MUSIC  | National Anthem, Gayatri Mantra, Greenwood Prayer | National Anthem https://www.youtube.com/watch?v=RqQ4asI70Bg Gayatri Mantra https://www.youtube.com/watch?v=SPm-Qy5m39E Hanuman Chalisa https://www.youtube.com/watch?v=iI77p-PPAxs | ❖ Practice the prayer regularly with your child to memorize it. |
| MOTOR SKILL DEVELOPMENT | 1. How to do Namaste? 2. How to walk in a straight line? 3. How to sit gracefully on the chair? 4. How to use the washroom and wash hands? | REFER THIS LINK https://www.youtube.com/watch?v=wh6gt3IkRKk | ❖ Encourage your child to run around in open spaces, either indoors or outdoors. |
| LANGUAGE DEVELOPMENT | Magic words : Good bye, Please, Thank You, Excuse me, Hello!, I am sorry, May I come in?, Welcome | Good Habits https://youtu.be/mbv63Lz2vAw?feature=shared | ❖ Role play different scenarios and practice magic words together. Also praise your child when he/she uses magic words. |



GREENWOOD PUBLIC SCHOOL






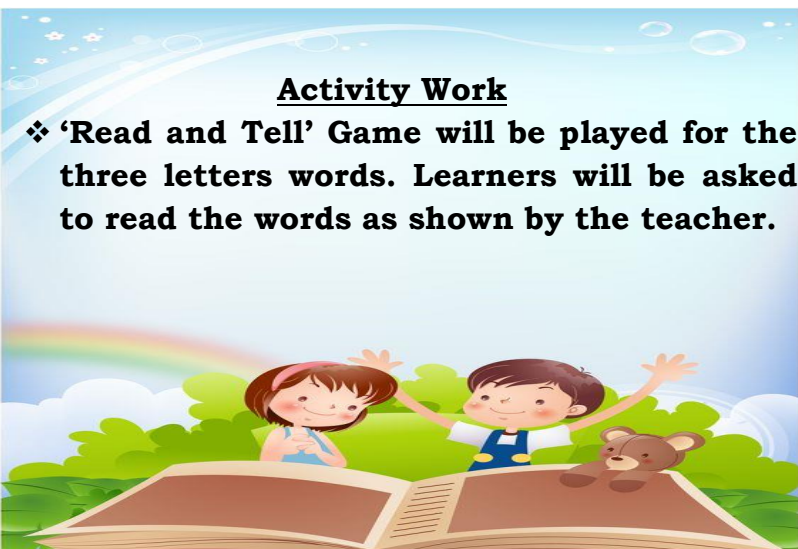
ADITYAPURAM, GWALIOR SYLLABUS FOR THE MONTH OF JULY



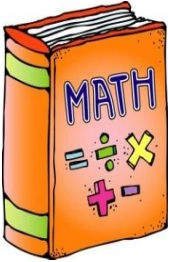
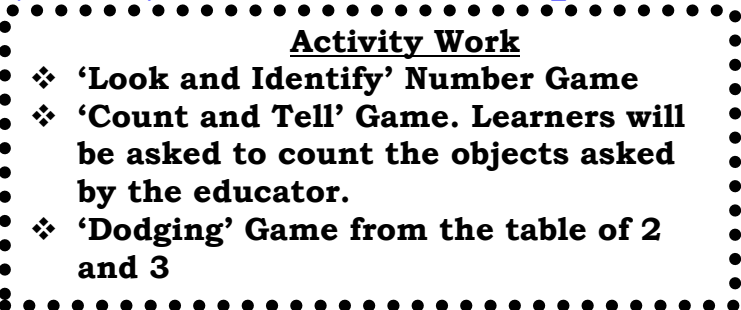
SESSION 2025-26







:



:

CLASS-UKG

| SUBJECTS | SYLLABUS | ACTIVITY + USE OF ICT | PARENTS INVOLVEMENT |
|---|---|---|--|
| <p>ENGLISH</p>  | <p>ORAL:</p> <p>Rhymes-</p> <p>1. Once I saw a little bird</p>  <p>2. Two Little Dicky Birds</p>  <p>Sentence Structure-</p> <p>1. I study in UKG class. 2. The name of my school is Greenwood Public School.</p> <p>Reading (Phonics Skill Book)- English Primer Page no. 6, 8</p> <p>Vocabulary Building- Rain, Umbrella, Raincoat, Gumboots, Water bottle, Paper boat</p> <p>WRITTEN:</p> <p>Revision of capital and small Cursive Letters A-Z, Sound of Vowel a and e</p> | <p>Once I saw a little bird https://www.youtube.com/watch?v=obSaOxGPU7E</p> <p>Two Little Dicky Birds https://www.youtube.com/watch?v=fjz6ryD5EEk</p> <p>Phonics Sound https://www.youtube.com/watch?v=hq3yfQnllfQ</p> <p>Vowels Song https://www.youtube.com/watch?v=RUSCz41aDug</p> <p>Sound of 'a' https://www.youtube.com/watch?v=Sno15qcDEr4</p> <p>Sound of 'e' https://www.youtube.com/watch?v=kjpGzawzPNs</p> <p>Activity Work</p> <p>❖ 'Read and Tell' Game will be played for the three letters words. Learners will be asked to read the words as shown by the teacher.</p>  | <p>❖ Play music and encourage your child to dance around.</p> <p>When the music stops, call out a word that rhymes with a simple action (e.g., "bird").</p> <p>Children freeze in place and perform the action associated with the rhyming word.</p> |

| SUBJECTS | SYLLABUS | ACTIVITY + USE OF ICT | PARENTS INVOLVEMENT |
|--|--|--|--|
|  | <p>कविताएँ- 1. डाकिया 2. जल की रानी पठन पाठन-3,4,5,8,9,10,11,12,13,14</p> <p>लिखित- स्वर – अ से अः तक व्यंजन – क से ज्ञ तक दो अक्षर वाले शब्द, तीन अक्षर वाले शब्द, आ की मात्रा वाले शब्द</p> | <p>कविताएँ- 1. डाकिया https://www.youtube.com/watch?v=AGqymevKAiY 2. जल की रानी https://www.youtube.com/watch?v=trQYMARMK5I वर्णमाला https://www.youtube.com/watch?v=GBWGNvHsiFs</p> <div style="text-align: center;">  <p>Activity Work</p> <ul style="list-style-type: none"> ❖ dforkvksa dks lLoj okpu ❖ ns[kks vkSj crkvksaP [ksy ls fp=ksa dks igpkudj crk,iA ❖ ^ns[kksa vkSj crkvks* [ksy ds tfj, fcuk ek=k okys "kCnksa dks if<+, ,oa crkb,sA </div> | <ul style="list-style-type: none"> ❖ बच्चों को बिना मात्रा वाले शब्द पढ़ने में सहायता करें। ❖ बच्चों को कविता विभिन्न भावों तथा मुद्राओं सहित याद कराने के लिए प्रोत्साहित करें। |
|  <p>Numeracy & Skill book & Workbook</p> | <p style="text-align: center;">ORAL:</p> <ol style="list-style-type: none"> 1. Counting from 1-50 2. Table of 2 & 3 3. Number names from 1 to 10 <p style="text-align: center;">WRITTEN:</p> <p>Counting from 51 to 150 Table of 2 & 3 Put the correct sign Backward Counting from 20-1 Number Names from 1 to 10 Before, After and in Between</p> | <p>Counting- https://www.youtube.com/watch?v=B5iAW-jnkPw Table of 2- https://www.youtube.com/watch?v=VKJ9cCQgPdc Table of 3- https://www.youtube.com/watch?v=kic7woJC9_E</p> <div style="text-align: center;">  <p>Activity Work</p> <ul style="list-style-type: none"> ❖ ‘Look and Identify’ Number Game ❖ ‘Count and Tell’ Game. Learners will be asked to count the objects asked by the educator. ❖ ‘Dodging’ Game from the table of 2 and 3 </div> | <ul style="list-style-type: none"> ❖ Provide a variety of toys or objects (e.g., blocks, stuffed animals). Ask your child to count the toys, group them by number, or sort them into containers labeled with numbers. |

| SUBJECTS | SYLLABUS | ACTIVITY + USE OF ICT | PARENTS INVOLVEMENT |
|---|--|--|---|
| EVS General Awareness Skillbook  | <p style="text-align: center;">ORAL:</p> Names of- 1. Vegetables 2. Colours 3. Fruits 4. Wild Animals <p style="text-align: center;">WRITTEN:</p> 1. Vegetables, 2. Wild Animals, 3. Colours Names, 4. Fruits Names (Tick the correct option, Matching, fill in the blanks) | Fruits Names https://www.youtube.com/watch?v=Div48J0uBY Vegetables Names https://www.youtube.com/watch?v=SdlfXWAKiol Wild Animals https://www.youtube.com/watch?v=CA6Mofzh7jo | ❖ Sit in front of a mirror with your child and take turns mimicking each other's movements. Encourage them to point to and name the body parts they are moving. |
| ART & CRAFT  | Page no. 5 to 7 Craft- DIY Dust Cleaner | DIY Dust Cleaner https://www.youtube.com/watch?v=b2gajr4zc_I  | ❖ Provide a plane drawing book and encourage your child to draw and colour the objects as per his/her wish. |
| GENERAL KNOWLEDGE | Food we eat  | Food we eat https://youtu.be/DbCvQq_Sc48?feature=shared <div style="border: 1px solid black; padding: 5px; text-align: center;"> Activity Work ❖ Make a chart of eatables items pasting the pictures. </div> | ❖ Give your child a healthy diet. Make a habit of eating healthy food to your child. |
| VALUE EDUCATION | Help your friends | Moral Story- Helping Others https://youtu.be/opqJBzO8L5w?feature=shared | ❖ Give children small tasks to help with household chores. |
| PHYSICAL EDUCATION | Catching, Throwing, Skipping and Yoga | DO EXERCISE THROUGH THIS LINK https://www.youtube.com/watch?v=JoF_d5sgGgc | ❖ Take your child to a park and play some games. |
| DANCE  | Patriotic Dance | - | ❖ Encourage your child to move specific body parts independently, such as wiggling fingers or shaking hips. |
| MUSIC  | National Anthem, Gayatri Mantra, Greenwood Prayer | National Anthem https://www.youtube.com/watch?v=RqQ4asI70Bg Gayatri Mantra https://www.youtube.com/watch?v=SPm-Qy5m39E Hanuman Chalisa https://www.youtube.com/watch?v=iI77p-PPAxs | ❖ Practice the prayer regularly with your child to memorize it. |
| MOTOR SKILL DEVELOPMENT | 1. How to do Namaste 2. How to walk in a straight line 3. How to sit gracefully on the chair 4. How to use the washroom and wash hands | REFER THIS LINK https://www.youtube.com/watch?v=wh6gt3IkRKk | ❖ Encourage your child to run around in open spaces, either indoors or outdoors. |

| SUBJECTS | SYLLABUS | ACTIVITY + USE OF ICT | PARENTS INVOLVEMENT |
|--|--|--|--|
| LANGUAGE DEVELOPMENT | <p>Conversation 1: Rohan: Hi Aarav! What's your favorite color? Aarav: My favorite color is blue. I love the sky. Rohan: Oh, I like red. I have a red ball. Aarav: Wow! Can I play with it? Rohan: Yes, sure! Let's play together.</p> <p>Conversation 2: Aarav: I have a toy car. Do you like cars? Rohan: Yes, I love cars! Can I see it? Aarav: Here it is! It's red and fast. Rohan: Whoa! It's so cool!</p> | <p>Good Habits https://youtu.be/mbv63Lz2vAw?feature=shared</p> | <p>❖ Converse with your child. (You can change accordingly.) Mother: Aarav, what did you do in school today? Aarav: We played with blocks and sang songs. Mother: That sounds fun! What's your favorite song? Aarav: I like "Twinkle, Twinkle, Little Star".</p> |
| S.T.E.M. Fun | <p>Sink or Float Experiment:</p> <ul style="list-style-type: none"> • Fill a large container with water and gather various objects of different materials (e.g., plastic toys, wooden blocks, rubber balls). • Have children predict whether each object will sink or float before placing them in the water. • Observe and discuss the results, encouraging children to think about why certain objects float while others sink. | | |
| CONVERSATION | <p>ENGLISH CONVERSATION</p> <p>1. What is your name? Ans. My name is _____.</p> <p>2. How are you? Ans. I am fine, thank you.</p> <p>3. How old are you? Ans. I am 3 years old.</p> <p>4. What is your father's name? Ans. My father's name is.....</p> <p>5. What is your mother's name? Ans. My mother's name is.....</p> <p>6. What is the name of your school? Ans. The name of my school is Greenwood Public School.</p> <p>7. In which class do you study? Ans. I study in Nursery class.</p> <p>8. How do you come to school? Ans. By bus/On foot</p> <p>9. What do we use to write? Ans. Pencil</p> <p>10. What is the colour of sky? Ans. Blue</p> | <p>HINDI CONVERSATION</p> <p>1. आपका क्या नाम है? उ- मेरा नाम है।</p> <p>2. आप कितने वर्ष के हैं? उ- मैं तीन वर्ष का/की हूँ।</p> <p>3. आप कैसे हैं? उ- मैं अच्छा/अच्छी हूँ।</p> <p>4. आपके पिताजी का क्या नाम है? उ- मेरे पिताजी का नाम..... है।</p> <p>5. आपकी माताजी का क्या नाम है? उ- मेरी माताजी का नाम है।</p> <p>6. आपके विद्यालय का क्या नाम है? उ- मेरे विद्यालय का नाम ग्रीनवुड पब्लिक स्कूल है।</p> <p>7. आप किस कक्षा में पढ़ते हैं? उ- मैं कक्षा नर्सरी में पढ़ता/पढ़ती हूँ।</p> <p>8. आप स्कूल कैसे आते हो? उ- बस से/ पैदल</p> <p>9. आप लिखने के लिए क्या उपयोग करते हैं? उ- पेंसिल</p> <p>10. आसमान का रंग क्या है? उ- आसमान का रंग नीला है।</p> | <p>❖ Pay close attention to your child when he/she speaks, and respond with interest and enthusiasm. Ask open-ended questions and let the child respond.</p> <div style="text-align: right;">  </div> |
|  | <p>Tearing and Pasting Paper, Pencil Shaving Activity, Story Telling- Thirsty Crow, Fruits Day Celebration, Visit to an Eco Friendly Park, English Recitation</p> | | |

