

GREENWOOD PUBLIC SCHOOL, ADITYAPURAM
OUR MOTTO-DEVELOPMENT WITH DELIGHT
HOLIDAY ASSIGNMENT 2026-27
CLASS-LKG



Sunbeams dance and the school bells ring,
It's time for the joy that summer will bring!
With a scavenger hunt and a "Shape Pizza" to make,
There are paths of discovery and new steps to take.
From "Kitchen Music" beats to the "Solar Oven's" heat,
Every task is an adventure, a wonderful treat.
So pack up your scrapbook and let the fun start,
With a curious mind and a very brave heart!



Dear Parent,

We wish you and your child a wonderful summer break. It's time to enjoy and create a bond with family, friends and relatives. To utilize this time in the most constructive way we have prepared Holiday Homework for the students on the principle of "learning by doing" for their holistic development.

Kindly ensure that the holiday homework is completed by the students under the guidance of the parents.



SUBJECTS	ASSIGNMENT
English	<ul style="list-style-type: none"> • Written- English Writing Page no. 3 to 21 • Sing Along Fun: Sing and Learn Rhymes given in the syllabus in the month of April.
Hindi	<ul style="list-style-type: none"> • Written- Hindi Writing Page no. 6 to 15 (Shabd Sulekh) • Let's Sing: Learn and Sing Hindi rhymes given in the syllabus in the month of April.
Maths	<ul style="list-style-type: none"> • Workbook- Page no. 12 to 13 • Counting Fun: Count everyday objects like stairs, toys or fruits while walking or playing.
Art & craft	<ul style="list-style-type: none"> • Colour Time- Page no. 6 to 12 • My Summer Colours: Provide Crayons, markers or paints and let your child express his/her summer experiences through colourful drawings. • Tearing & Pasting: Use old newspapers or colorful glaze papers. Let the child tear them into small bits and paste them inside a large drawn fruit (like a Mango or Apple).
Physical Education	<ul style="list-style-type: none"> • Encourage outdoor activities like running, jumping, playing with a ball or riding a tricycle.
Dance & Music	<ul style="list-style-type: none"> • Put on some music and have a fun dance party together. • Learn and Recite Hanuman Chalisa and 2 Shlokas of Geeta everyday with your parents.
G.K.	<ul style="list-style-type: none"> • Listen to a moral bedtime story everyday from your grandparent/s.
Value Education	<ul style="list-style-type: none"> • Greet family members each morning with phrases like "Namaste" or "Radhe-Radhe" • Helping Hands: Practice every day kindness by helping your mother with small tasks like picking up toys or putting away laundry.
Social Activity	<ul style="list-style-type: none"> • Sharing is Caring: Encourage your child to share his/her toys or snacks with friends or siblings.
Summer Visit	<ul style="list-style-type: none"> • Visit a local park, or a zoo or a nearby monument like Gwalior Fort or a local temple. Take a photograph of your child and memorise it.

NOTE:

- Revise the work done in the month of April.
- Complete the worksheets given along with this assignment.
- Best Assignments will be awarded. Originality of the work will be appreciated.
- Project/Home work will be assessed on the basis of neatness, creativity and originality of ideas.


Most Important-


- Spend time with your grandparents and engage them in activities like gardening, nature walk, games, etc.
- Make house a happy place for everyone. Whenever you have guests at home, offer them a refreshing glass of water. Serving water is a sign of respect and love in our culture.
- Submission of Holiday Assignment- **11th July 2026, Saturday**
- School will reopen on **01st July 2026, Wednesday**

HAVE A GREAT VACATION AND ENJOY YOURSELF!!!

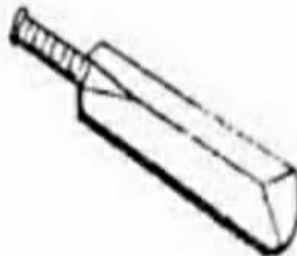
ENGLISH


Write the first letter of the given pictures:

























TEACHER'S SIGN: _____

REMARK: _____

Fill in the Missing Letters!




TEACHER'S SIGN: _____

REMARK: _____

It is Summer Season

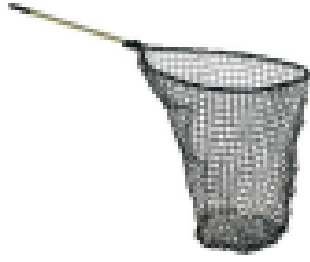
Color the objects you wear or use in summer season and circle them.




TEACHER'S SIGN: _____

REMARK: _____


Circle the correct first letter for the given pictures:




H N F




A M F




T M L



V H E



H A I



M N E

TEACHER'S SIGN: _____

REMARK: _____

HINDI



ह

ह

ह

ह

ह

ह

tkSM+h

feykb,

TEACHER'S SIGN: _____

REMARK: _____

fp= dks ns[kdj lgh v{kj ij xksyk

yxk,sa



अ आ इ



इ अ आ



अ आ इ




अ आ इ



इ अ आ



इ आ अ




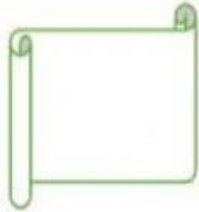




अ आ इ

TEACHER'S SIGN: _____

REMARK: _____

नीचे दिए गए स्वरों को सही क्रम में लगाइए -



TEACHER'S SIGN: _____

REMARK: _____

रिक्त स्थान भरो


अ		इ	
	ऊ		
ए			अं

TEACHER'S SIGN: _____

REMARK: _____

MATHS

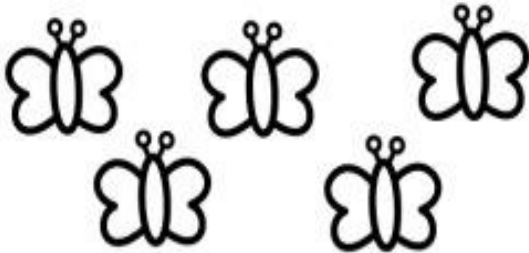
Count and circle the correct number:




4 2 3



3 2 1



5 1 3



1 4 2



3 1 2









4 1 3

TEACHER'S SIGN: _____

REMARK: _____

Write the missing numbers:



TEACHER'S SIGN: _____

REMARK: _____

Fill the numbers after, before and between

AFTER

BEFORE

BETWEEN

11

13

16

18

13

15

15

17

17

14

18

20

15

12

14

16

12

18

17

19

19

17

12

14

18

16

11

13

16

19

16

18

14

20

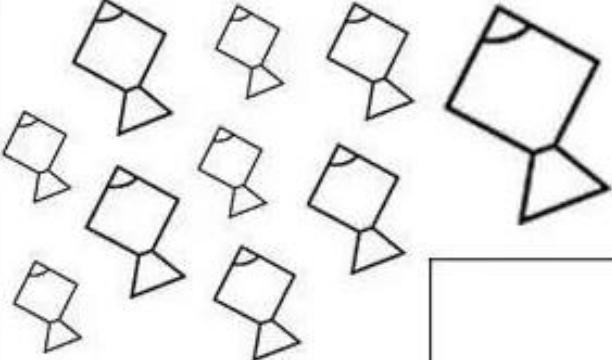
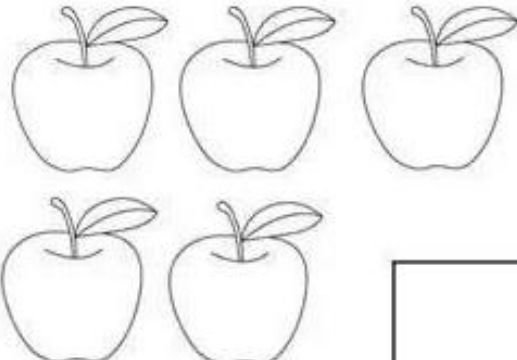
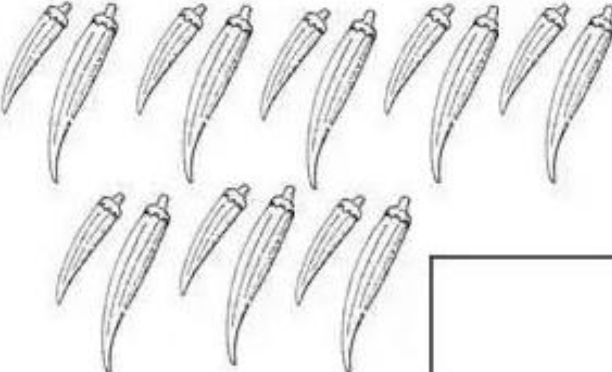


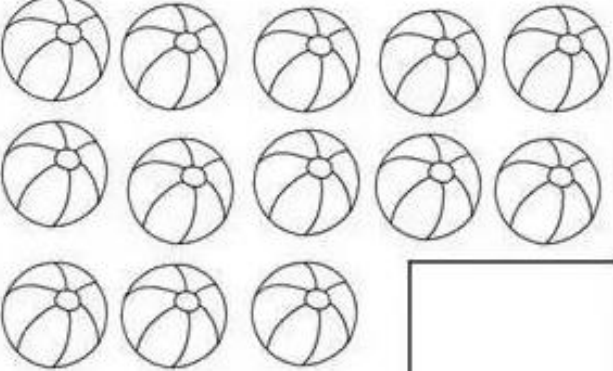
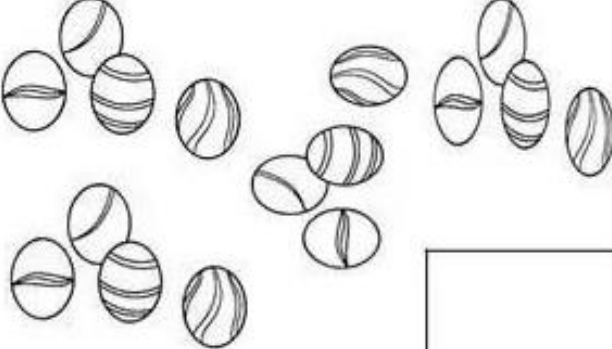

13

15

TEACHER'S SIGN: _____

REMARK: _____

Count and Write

 <input data-bbox="598 492 805 622" type="text"/>	 <input data-bbox="1236 492 1455 622" type="text"/>
 <input data-bbox="598 907 805 1037" type="text"/>	 <input data-bbox="1236 907 1455 1037" type="text"/>
 <input data-bbox="598 1321 805 1451" type="text"/>	 <input data-bbox="1236 1321 1455 1451" type="text"/>
 <input data-bbox="598 1736 805 1865" type="text"/>	 <input data-bbox="1236 1736 1455 1865" type="text"/>

TEACHER'S SIGN: _____

REMARK: _____

COLOUR IT!

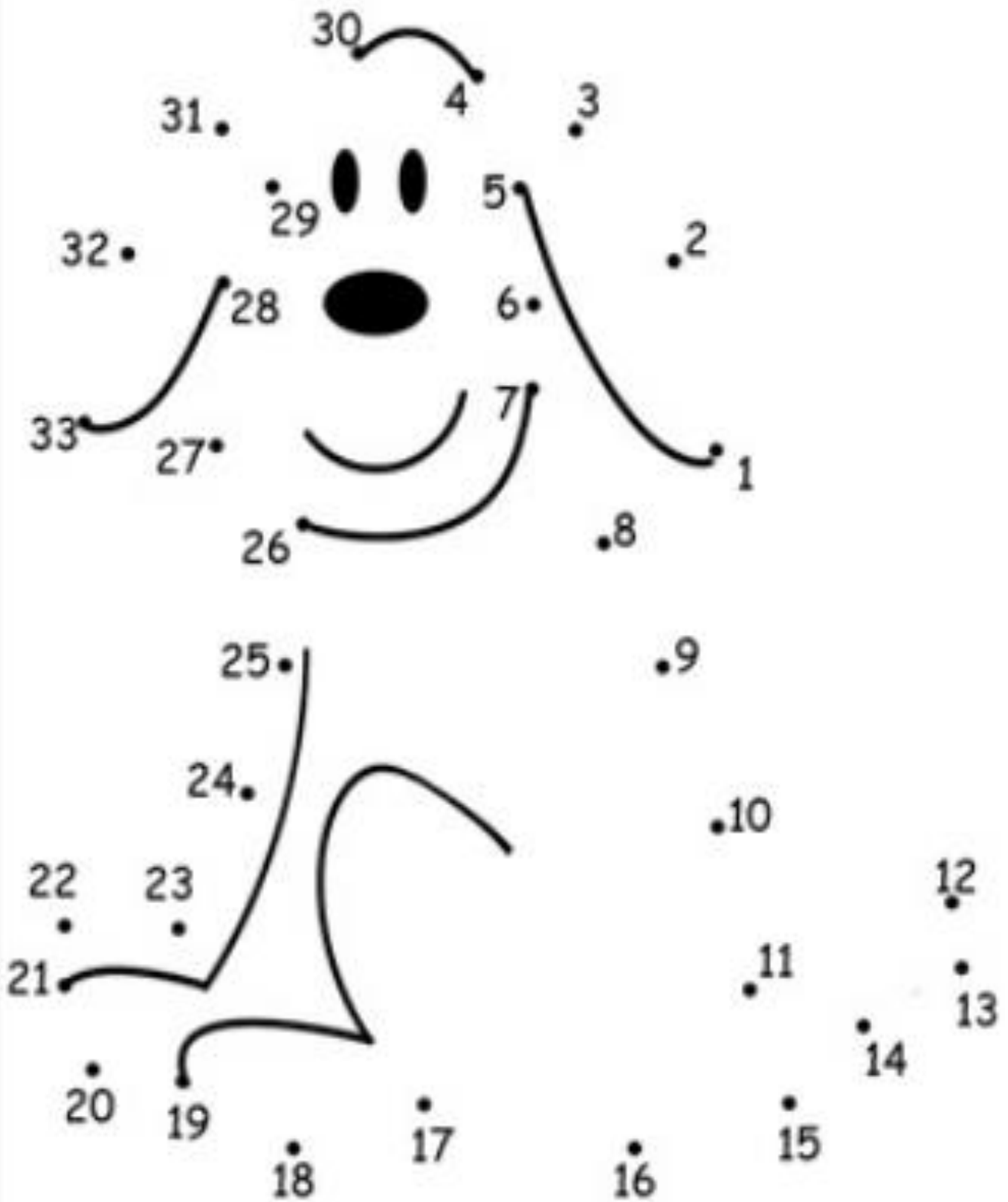


- 1-yellow 2-blue 3-pink 4-green
5-orange 6-red 7-purple

TEACHER'S SIGN: _____

REMARK: _____

JOIN THE DOTS AND COLOUR!!!



TEACHER'S SIGN: _____

REMARK: _____