

**GREENWOOD PUBLIC SCHOOL, ADITYAPURAM**  
**OUR MOTTO-DEVELOPMENT WITH DELIGHT**  
**HOLIDAY ASSIGNMENT 2026-27**  
**CLASS-NURSERY**



**Sunbeams dance and the school bells ring,**  
**It's time for the joy that summer will bring!**  
**With a scavenger hunt and a "Shape Pizza" to make,**  
**There are paths of discovery and new steps to take.**  
**From "Kitchen Music" beats to the "Solar Oven's" heat,**  
**Every task is an adventure, a wonderful treat.**  
**So pack up your scrapbook and let the fun start,**  
**With a curious mind and a very brave heart!**



Dear Parent,

We wish you and your child a wonderful summer break. It's time to enjoy and create a bond with family, friends and relatives. To utilize this time in the most constructive way we have prepared Holiday Homework for the students on the principle of "learning by doing" for their holistic development.

Kindly ensure that the holiday homework is completed by the students under the guidance of the parents.



<b>SUBJECTS</b>	<b>ASSIGNMENT</b>
<b>English</b>	<ul style="list-style-type: none"> <li>• <b>Complete the given worksheets.</b></li> <li>• <b>Sing Along Fun:</b> Sing and Learn Rhymes given in the syllabus in the month of April.</li> </ul>
<b>Hindi</b>	<ul style="list-style-type: none"> <li>• <b>Complete the given worksheets.</b></li> <li>• <b>Let's Sing:</b> Learn and Sing Hindi rhymes given in the syllabus in the month of April.</li> </ul>
<b>Maths</b>	<ul style="list-style-type: none"> <li>• <b>Complete the given worksheets.</b></li> <li>• <b>Counting Fun:</b> Count everyday objects like stairs, toys or fruits while walking or playing.</li> </ul>
<b>Art &amp; craft</b>	<ul style="list-style-type: none"> <li>• <b>Complete the given worksheets.</b></li> <li>• <b>My Summer Colours:</b> Provide Crayons, markers or paints and let your child express his/her summer experiences through colourful drawings.</li> <li>• <b>Vegetable Printing Fun:</b> Use a ladyfinger (Okra) or a potato cut in half. Dip it in water-colours and make beautiful patterns on a plain sheet and let your child explore his/her creativity with vegetable painting.</li> </ul>
<b>Physical Education</b>	<ul style="list-style-type: none"> <li>• Encourage outdoor activities like running, jumping, playing with a ball or riding a tricycle.</li> </ul>
<b>Dance &amp; Music</b>	<ul style="list-style-type: none"> <li>• Put on some music and have a fun dance party together.</li> <li>• Learn and Recite Hanuman Chalisa and 2 Shlokas of Geeta everyday with your parents.</li> </ul>
<b>G.K.</b>	<ul style="list-style-type: none"> <li>• Listen to a moral bedtime story everyday from your grandparent/s.</li> </ul>
<b>Value Education</b>	<ul style="list-style-type: none"> <li>• Greet family members each morning with phrases like "Namaste" or "Radhe-Radhe"</li> <li>• <b>Helping Hands:</b> Practice every day kindness by helping your mother with small tasks like picking up toys or putting away laundry.</li> </ul>
<b>Social Activity</b>	<ul style="list-style-type: none"> <li>• <b>Sharing is Caring:</b> Encourage your child to share his/her toys or snacks with friends or siblings.</li> </ul>
<b>Summer Visit</b>	<ul style="list-style-type: none"> <li>• Visit a local park, or a zoo or a nearby monument like Gwalior Fort or a local temple. Take a photograph of your child and memorise it.</li> </ul>

**NOTE:**

- Revise the work done in the month of April.
- Best Assignments will be awarded. Originality of the work will be appreciated.
- Project/Home work will be assessed on the basis of neatness, creativity and originality of ideas.


**Most Important-**

- Spend time with your grandparents and engage them in activities like gardening, nature walk, games, etc.
- Make house a happy place for everyone. Whenever you have guests at home, offer them a refreshing glass of water. Serving water is a sign of respect and love in our culture.
- Submission of Holiday Assignment- **11th July 2026, Saturday**
- School will reopen on **01st July 2026, Wednesday**

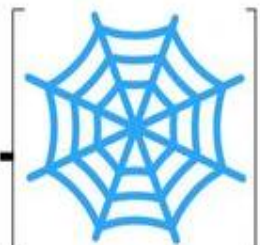
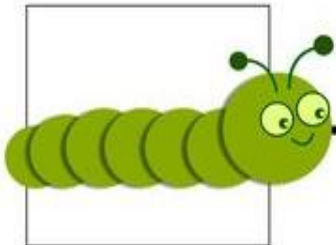



**HAVE A GREAT VACATION AND ENJOY YOURSELF!!!**

# TRACE THE STANDING LINES

Join the o marks from top to bottom and understand the concept of Standing Line.



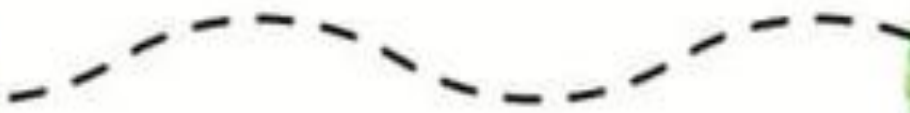
# TRACE THE SLEEPING LINES




# TRACE THE LINES



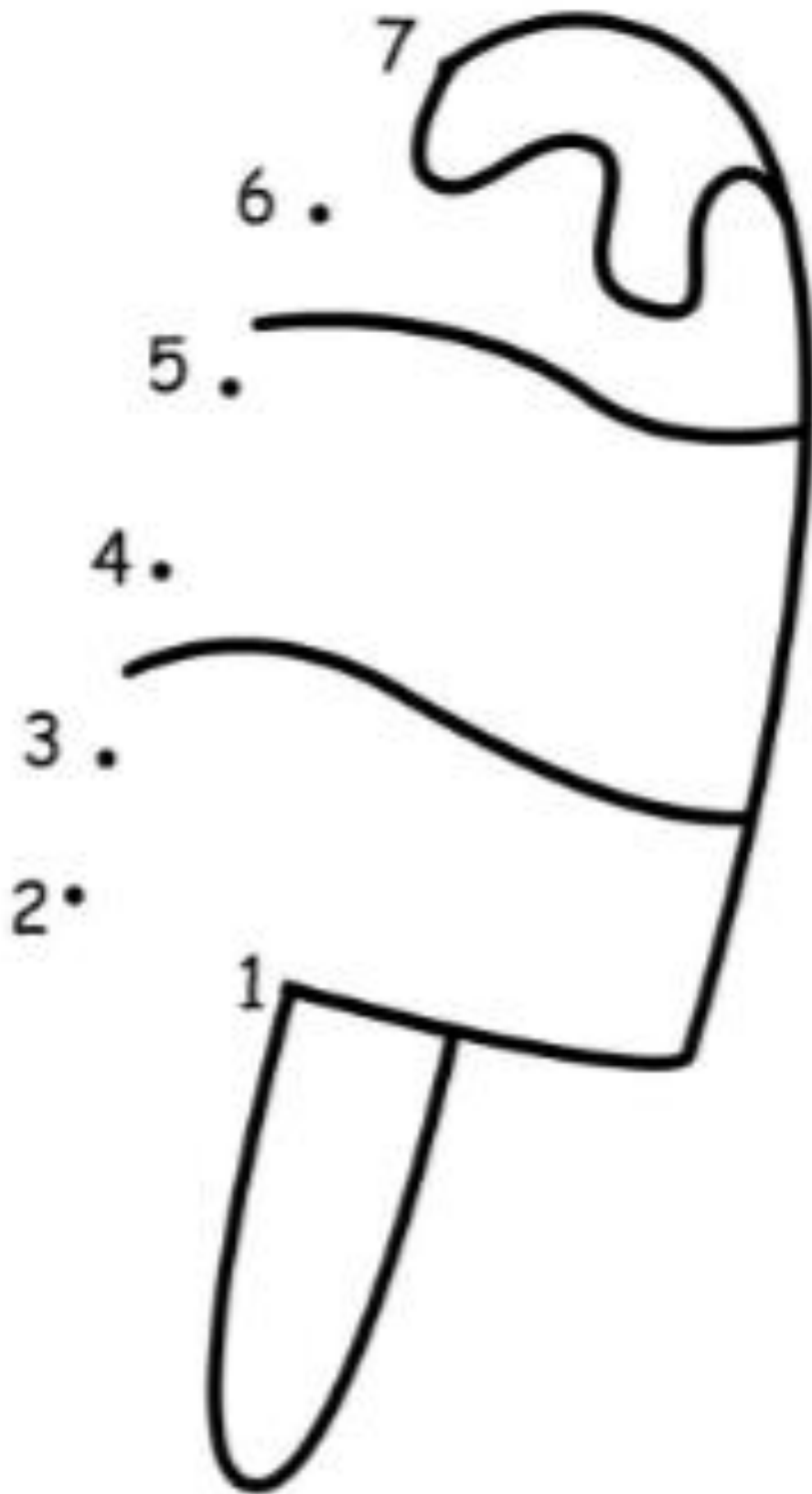
# TRACE THE LINES



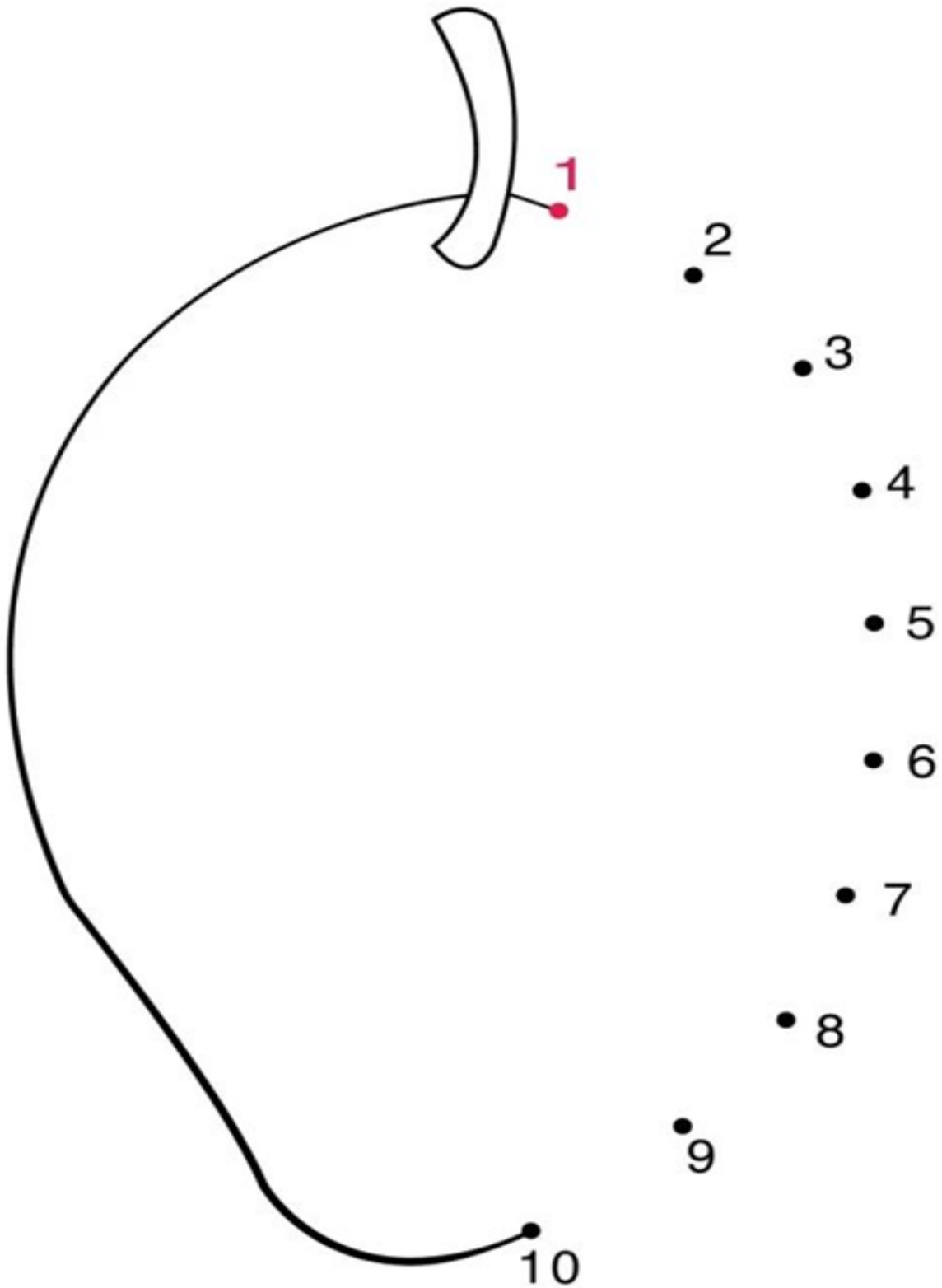
**TRACE THE SHAPES AND COLOUR THEM!**



**JOIN THE DOTS AND COLOUR THE PICTURE!!!**



**JOIN THE DOTS AND COLOUR THE PICTURE!!!**



**JOIN THE DOTS AND COLOUR THE PICTURE!!!**

