

GREENWOOD PUBLIC SCHOOL



ADITYAPURAM, GWALIOR

SESSION 2025-26

SYLLABUS FOR THE MONTH OF NOVEMBER

CLASS-NURSERY

SUBJECTS

SYLLABUS

ACTIVITY + USE OF ICT

PARENTS INVOLVEMENT

ENGLISH
(LITERACY)

ORAL:

Rhymes-

1. Lucy, Locket...



2. Little Scholar....



Sentence Structure-

I obey my teachers.

Vocabulary Building-

Library, Playground, Classroom,
Office, Computer Room

Recognition- A-S

WRITTEN:

Written- Practicing Strokes: P-T

Workbook- Page no. 33 to 40

Rhymes- 1. Lucy, Locket...

https://www.youtube.com/watch?v=oRP2Ry_pjag

2. Little Scholar....

https://www.youtube.com/watch?v=m_jE7Eu9MsM

Phonics Sound

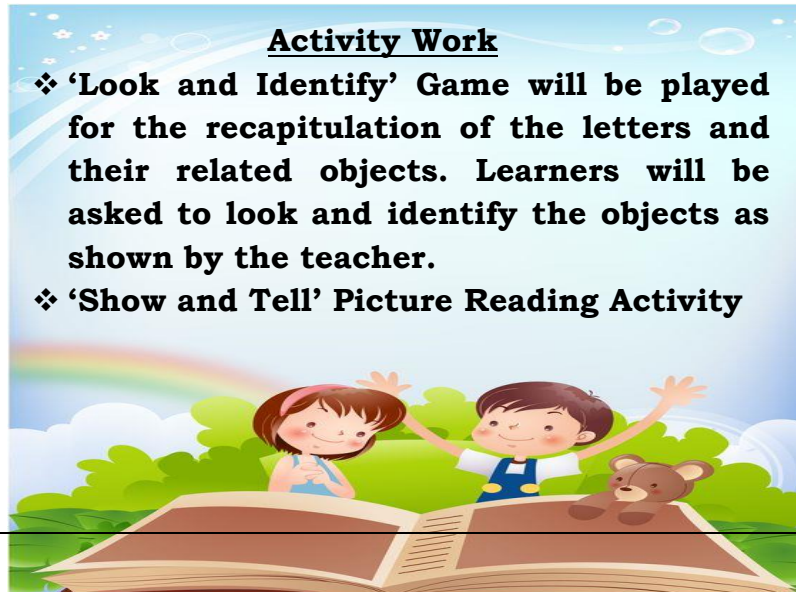
<https://www.youtube.com/watch?v=hq3yfQnllfQ>

Alphabet Song

<https://www.youtube.com/watch?v=zAIX1V3IK5s>

Activity Work

- ❖ 'Look and Identify' Game will be played for the recapitulation of the letters and their related objects. Learners will be asked to look and identify the objects as shown by the teacher.
- ❖ 'Show and Tell' Picture Reading Activity



❖ Play music and encourage

your child to dance around.

When the music stops, call

out a word that rhymes

with a simple action (e.g.,

"Lucy, Locket" and "Little








Scholar"). Children freeze in





place and perform the

action associated with the


rhyming word.



SUBJECTS	SYLLABUS	ACTIVITY + USE OF ICT	PARENTS INVOLVEMENT
 	<p align="center">ekSSf[kd%&</p> <p>dfork,j& 1- dfork,sa& f[ky</p>  <p>2- esjh Vhpj----</p>  <p>Loj o.kZ& v ls v% rd okD; jpuk& eSa vius v/;kid dh vkKk dk ikyu djrk@djrhw gwjA v{kjksa dh igpku& v ls v% rd fyf[kr%& lajpuk& v{kj&vkS ls v% rd v{kj ys[ku& ist ua- 18 ls 25 rd</p>	<p>dfork,j& 1- f[kykSus---- https://www.youtube.com/watch?v=sun_SqjVGEs</p> <p>2- esjh Vhpj----- https://www.youtube.com/watch?v=pjF_ZgFqUHo</p> <p>Loj o.kZekyk xhr https://www.youtube.com/watch?v=TM83zp1AkUM</p> <div style="border: 1px solid black; padding: 10px; margin: 10px auto; width: fit-content;"> <p align="center">Activity work</p> <ul style="list-style-type: none"> ❖ dforkvksa dks lLoj okpu ❖ Pns[kks vkSj crkvksaP <p>[ksy ls fp=ksa dks igpkudj crk,jA</p> </div>	<ul style="list-style-type: none"> ❖ cPpksa dks Lojksa ls lacaf/kr fp=@oLrq,i igpkuusa esa lgk;rk djsaA ❖ cPpksa dks dfork fofHkUu Hkkoksa rFkk eqnzkvksa lfgr ;kn djkus ds fy, çksRlkfgr djsaA
 <p>(NUMERACY)</p>	<p align="center">ORAL:</p> <p>1. Counting from 1-20</p>  <p align="center">WRITTEN:</p> <p>Numbers – 11-15</p> <p>Workbook- Page no. 22 - 30</p>	<p>Counting Song https://www.youtube.com/watch?v=JT0MmZcJ2Vw</p> <div style="border: 1px solid black; padding: 10px; margin: 10px auto; width: fit-content;"> <p align="center">Activity Work</p> <ul style="list-style-type: none"> ❖ ‘Look and Identify Number’ Game. ❖ Learners will be asked to count the objects asked by the educator. </div> 	<ul style="list-style-type: none"> ❖ Provide a variety of toys or objects (e.g., blocks, stuffed animals). Ask your child to count the toys, group them by number, or sort them into containers labeled with numbers.

SUBJECTS	SYLLABUS	ACTIVITY + USE OF ICT	PARENTS INVOLVEMENT
ART & CRAFT 	Page no. 10 to 15 Craft- Paper Umbrella	 <p style="text-align: center;">Activity Work Paper Umbrella Making using colourful papers</p>	<ul style="list-style-type: none"> ❖ Involve your child in everyday evening Aarti. Tell your child to sing Aarti along with you.
GENERAL KNOWLEDGE 	My Family- Mother, Father, Brother, Sister, Uncle, Aunt	My Family https://www.youtube.com/watch?v=omcGccw6c58 <div style="border: 1px solid black; border-radius: 15px; padding: 10px; text-align: center; background-color: #e0f2f7;"> Activity Work “Simon Says” Game </div>	<ul style="list-style-type: none"> ❖ Act out different body parts without speaking, and children guess the body part.
VALUE EDUCATION	Respect all, Respect yourself.	Moral Story https://www.youtube.com/watch?v=ld433iNnSP4	<ul style="list-style-type: none"> ❖ Plan a meal where everyone contributes and shares food. ❖ Donate toys or clothes to those in need.
PHYSICAL EDUCATION	Fun Games Surya Namaskar	DO EXERCISE THROUGH THIS LINK https://www.youtube.com/watch?v=JoF_d5sgGgc	<ul style="list-style-type: none"> ❖ Make a habit to do ‘2 Surya Namaskar’ everyday.
DANCE 	Classical Dance- Kathak Kavita: ;equk ds rV ij ukpr dUgS;k rk Fkk FkS;k	-	<ul style="list-style-type: none"> ❖ Encourage your child to sing devotional songs with clapping.

SUBJECTS	SYLLABUS	ACTIVITY + USE OF ICT	PARENTS INVOLVEMENT
MUSIC	Hanuman Chalisa, Bhojan Mantra- अहं वैश्वानरो भूत्वा प्राणिनां देहमाश्रितः । प्राणापान समायुक्तः पचाम्यन्नं चतुर्विधम् ॥	Hanuman Chalisa, Bhojan Mantra	❖ Practice singing the Hanuman Chalisa and Bhojan Mantra regularly with your child to memorize it.
MOTOR SKILL DEVELOPMENT	Throwing and Catching Skills: Practice throwing and catching the ball to develop hand-eye coordination, fine motor skills, and teamwork in children.	REFER THIS LINK https://www.youtube.com/watch?v=wh6gt3IkRKk	❖ Encourage your child to help you in arranging the books in their bag.
LANGUAGE DEVELOPMENT	1. How was your day? - It was good, thanks! It was awesome. 2. What do you like to do in your free time? - I like to draw. I enjoy playing video games. 3. Have you travelled anywhere recently? - I visited my bua's house on Bhaiya dooj last month.	-	❖ Chat with your child throughout the day, describing what you're doing and asking questions.
S.T.E.M. Fun	Math Scavenger Hunt: Find objects in the classroom that match math criteria.		
CONVERSATION	ENGLISH CONVERSATION 1. Who was the first Prime Minister of India? Ans. Pandit Jawaharlal Nehru 2. When do we celebrate Children's day? Ans. We celebrate Children's Day on 14th November. 3. When did Jawaharlal Nehru die? Ans. In 1964 May 2027 4. Who was called 'Chacha Nehru'? Ans. Pt. Jawaharlal Nehru was called 'Chacha Nehru'. 5. Who is the founder of Sikh religion? Ans. Guru Nanak Dev Ji 6. Who celebrate Gurpurab? Ans. Sikhs celebrate Gurpurab.	HINDI CONVERSATION 1- cky fnol dc euk;k tkrk gS\ m& 14 uoEcj 2- ia tokgj yky usg: dks cPps fdl uke ls cqykrs gSa\ m& pkpk usg: 3- cky fnol D;ksa euk;k tkrk gS\ m& cky fnol ia tokgj yky usg: ds tUefnu ds :lk esa euk;k tkrk gSA 4- xq: iwf.kZek mRlo fdl egku _f'k ds lEeku esa euk;k tkrk gS\ m& xq: iwf.kZek mRlo xq:ukud nso th ds lEeku esa euk;k tkrk gSA 5- xq:ioZ dkSu eukrs gSa\ m& xq: iwf.kZek mRlo xq:ukud nso th ds lEeku esa euk;k tkrk gSA	❖ Pay close attention to your child when he/she speaks, and respond with interest and enthusiasm. Ask open-ended questions and let the child respond.



GREENWOOD PUBLIC SCHOOL

ADITYAPURAM, GWALIOR

SESSION 2025-26

:

SYLLABUS FOR THE MONTH OF NOVEMBER

:

CLASS-LKG

SUBJECTS

SYLLABUS

ACTIVITY + USE OF ICT

PARENTS INVOLVEMENT

ENGLISH (LITERACY)

ORAL:
Rhymes-
1. When I was one



2. Fireman



Reading- Sound of vowel 'o', Singular-Plural

English Literacy Skills- Pg no. 20, 21, 22 and 34

Vocabulary Building-

The Five magic words- Please, Sorry, Thank You, Welcome, Excuse Me

WRITTEN:

Small Cursive letters (a-z), Sound of vowel 'a' and 'e', Consonants, Complete the words, Match the words with the

Rhymes-

1. When I was one

<https://www.youtube.com/watch?v=2RLXvYFa5ek>

2. Fireman

<https://www.youtube.com/watch?v=blZOrvEm8gE>

Phonics Sound

<https://www.youtube.com/watch?v=hq3yfQnllfQ>

Vowels Song

<https://www.youtube.com/watch?v=RUSCz41aDug>

Activity Work

❖ 'Look and Identify' Game will be played for the recapitulation of the letters and their related objects. Learners will be asked to look and identify the objects as shown by the teacher.

❖ 'Show and Tell' Picture Reading Activity



❖ Play music and encourage your child to dance around. When the music stops, call out a word that rhymes with a simple action (e.g., "Fireman"). Children freeze in place and perform the action associated with the rhyming word.



pictures, Singular/Plural, Dictation

SUBJECTS

SYLLABUS

ACTIVITY + USE OF ICT

PARENTS INVOLVEMENT



ORAL:

dfork,j&
1-IM+d
ekSIh

2- fcYyh

iBu&ikBu & nks vkSj rhu o.kksZa okys vekf=d 'kCn] /ofu igpku] 'kCn vkuan ist ua&17] 21 vkSj 22

WRITTEN:

O;atu & O;atu o.kZ& ; ls K rd vkSj d ls K rd dk iqu%vH;kl] nks o.kksaZ okys fcuk ek=k ds 'kCn] tksM+h feykb,] [kkyh LFkku Hkfj,] fp=ksa dks ns[kdj muds uke fyf[k,] Jqrys[k

dfork,j&
1- IM+d
<https://www.youtube.com/watch?v=dSko07Y83RY>


2- fcYyh ekSIh
<https://www.youtube.com/watch?v=cROEMlrm8M>

o.kZekyk
<https://www.youtube.com/watch?v=GBWGNvHsiFs>

Activity Work

- ❖ dforkvksa dks lLoj okpu
- ❖ ns[kks vkSj crkvksaP [ksy ls fp=ksa dks igpkudj crk,iA
- ❖ ^ns[kksa vkSj crkvks* [ksy ds tfj, o.kksaZ dks igpkub, ,oa crkb,sA

- ❖ cPpksa dks
- O;atuksa ls lacaf/kr fp=@oLrq,i
- igpkuusa esa lgk;rk djsaA
- ❖ cPpksa dks dfork
- fofHkUu Hkkoksa
- rFkk eqnzkvksa lfgr ;kn djkus ds fy, çksRlkfgr djsaA



ORAL:

What comes before, after, Between;
Table of 4,
Addition,
Spelling of 1-5,
Shapes




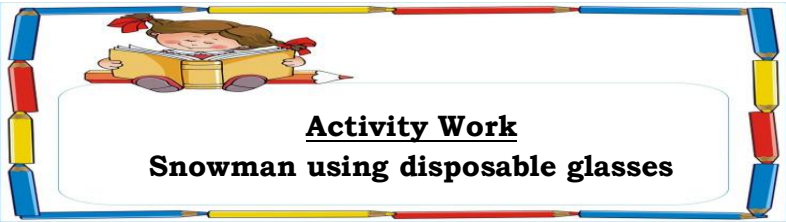
Counting-
<https://www.youtube.com/watch?v=B5iAW-jnkPw>
Table of 3-
https://www.youtube.com/watch?v=kic7woJC9_E


ACTIVITY WORK

- **Look and Identify Number Game.**


- ❖ Provide a variety of toys or objects (e.g., blocks, stuffed animals). Ask your child to count the toys, group them by number, or sort them

	<p align="center">WRITTEN:</p> <p>Counting from 1 to 100, Number Names from 1-5, Table of 4, Addition, What comes before, after and between, Fill in the missing numbers, Dictation</p>	<ul style="list-style-type: none"> Learners will be asked to count the objects asked by the educator. 	<p>into containers labeled with numbers.</p>
--	---	--	--

SUBJECTS	SYLLABUS	ACTIVITY + USE OF ICT	PARENTS INVOLVEMENT
<p>ART & CRAFT</p> 	<p>Page no. 12 and 13 (Lemon and Bells)</p> <p>Craft- Snowman using disposable glasses</p>	 <p align="center">Activity Work Snowman using disposable glasses</p>	<ul style="list-style-type: none"> ❖ Involve your child in everyday evening Aarti. Tell your child to sing Aarti along with you.
<p>GENERAL KNOWLEDGE</p>	<p>Traffic Light, Different Games, Places of Worship</p>	<p>Community Helpers https://www.youtube.com/watch?v=RJ7r6lws7Nk</p> <div style="border: 1px solid black; padding: 5px; background-color: #e0f2f1;"> <p align="center">Activity Work</p> <ul style="list-style-type: none"> ❖ 'Look and Identify' Game through the pictures of Community Helpers </div>	<ul style="list-style-type: none"> ❖ Encourage kids to write or draw thank-you notes for community helpers they encounter in their daily lives like doctor, milkman, postman, guard, sweeper, etc.
<p>VALUE EDUCATION</p>	<p>Respect all, Respect yourself.</p>	<p>Moral Story https://www.youtube.com/watch?v=ld433iNnSP4</p>	<ul style="list-style-type: none"> ❖ Plan a meal where everyone contributes and shares food. ❖ Donate toys or clothes to those in need.
<p>PHYSICAL EDUCATION</p>	<p>Fun Games Surya Namaskar</p>	<p>DO EXERCISE THROUGH THIS LINK https://www.youtube.com/watch?v=JoF_d5sgGgc</p>	<ul style="list-style-type: none"> ❖ Make a habit to do '2 Surya Namaskar'

			everyday.
DANCE 	Classical Dance- Kathak Kavit: ;equk ds rV ij ukpr dUgS;k rk Fkk FkS;k	-	❖ Encourage your child to sing devotional songs with clapping.


SUBJECTS	SYLLABUS	ACTIVITY + USE OF ICT	PARENTS INVOLVEMENT
MUSIC	Hanuman Chalisa, Bhojan Mantra- अहं वैश्वानरो भूत्वा प्राणिनां देहमाश्रितः । प्राणापान समायुक्तः पचाम्यन्नं चतुर्विधम् ॥	Hanuman Chalisa, Bhojan Mantra	❖ Practice singing the Hanuman Chalisa and Bhojan Mantra regularly with your child to memorize it.
MOTOR SKILL DEVELOPMENT	Throwing and Catching Skills: Practice throwing and catching the ball to develop hand-eye coordination, fine motor skills, and teamwork in children.	REFER THIS LINK https://www.youtube.com/watch?v=wh6gt3IkRKk	❖ Encourage your child to help you in arranging the books in their bag.
LANGUAGE DEVELOPMENT	1. How was your day? - It was good, thanks! It was awesome. 2. What do you like to do in your free time? - I like to draw. I enjoy playing video games. 3. Have you traveled anywhere exciting recently? - I visited my bua's house on Bhaiya dooj last month.	-	❖ Chat with your child throughout the day, describing what you're doing and asking questions.
S.T.E.M. Fun	Math Scavenger Hunt: Find objects in the classroom that match math criteria.		
CONVERSATION	ENGLISH CONVERSATION 1. Who was the first Prime Minister of India? Ans. Pandit Jawaharlal Nehru 2. When do we celebrate Children's day? Ans. We celebrate Children's Day on 14th November. 3. When did Jawaharlal Nehru die? Ans. In 1964 May 2027 4. Who was called 'Chacha Nehru'?	HINDI CONVERSATION 1- cky fnol dc euk;k tkrk gS\ m& 14 uoEcj 2- ia tokgj yky usg: dks cPps fdl uke ls cqykrS gSa\ m& pkpk usg: 3- cky fnol D;ksa euk;k tkrk gS\ m& cky fnol ia tokgj yky usg: ds tUefnu ds	❖ Pay close attention to your child when he/she speaks, and respond with interest and enthusiasm. Ask open-ended questions and



Ans. Pt. Jawaharlal Nehru was called 'Chacha Nehru'.
5. Who is the founder of Sikh religion?
Ans. Guru Nanak Dev Ji
6. Who celebrate GURPURAB?
Ans. Sikhs celebrate GURPURAB.

:lk esa euk;k tkrk gSA
4- xq: iwF.kZek mRlo fdl egku _f'k ds lEeku esa euk;k tkrk gS
m& xq: iwF.kZek mRlo xq:ukud nso th ds lEeku esa euk;k tkrk gSA
5- xq:ioZ dkSu eukrs gSa
m& fID[k xq:ioZ eukrs gSaA

let the child respond






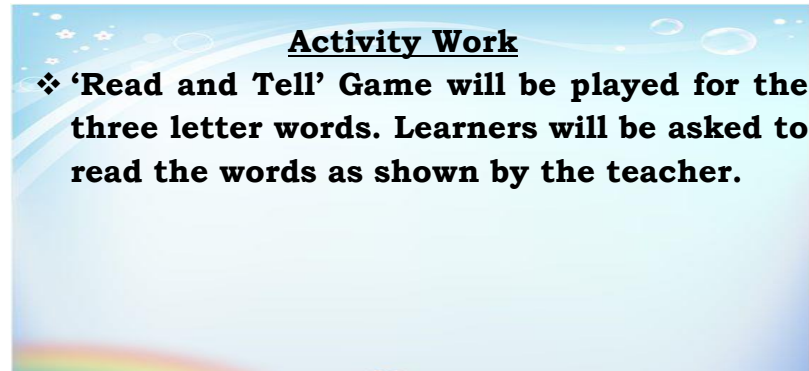
Children's Day Celebration



GREENWOOD PUBLIC SCHOOL

ADITYAPURAM, GWALIOR

SESSION 2025-26 : SYLLABUS FOR THE MONTH OF NOVEMBER : CLASS-UKG

SUBJECTS	SYLLABUS	ACTIVITY + USE OF ICT	PARENTS INVOLVEMENT
ENGLISH (LITERACY) 	<p style="text-align: center;"><u>ORAL:</u></p> <p><u>Rhymes-</u></p> <p>1. Incy Wincy Spider</p>  <p>2. Robot</p>  <p><u>Sentence Structure-</u></p> <ol style="list-style-type: none"> Kids are the stars of the world. Let's celebrate Children's Day with fun and games. We love celebrating Children's Day. 	<p>Activity + Use of ICT</p> <p><u>All Rhymes-</u> https://www.youtube.com/playlist?list=PL3zxtKnNC0vZhftg3R4pzG-UptEZL_t70</p> <p><u>Phonics Sound</u> https://www.youtube.com/watch?v=hq3yfQnllfQ</p> <p><u>Vowels Song</u> https://www.youtube.com/watch?v=RUSCz41aDug</p> <div style="border: 1px solid black; padding: 5px; margin-top: 10px;"> <p style="text-align: center;"><u>Activity Work</u></p> <p>❖ 'Read and Tell' Game will be played for the three letter words. Learners will be asked to read the words as shown by the teacher.</p> </div> 	<p>PARENTS INVOLVEMENT</p> <p>❖ Play music and encourage your child to dance around.</p> <p>When the music stops, call out a word that rhymes with a simple action (e.g., "Incy-Wincy Spider"). Children freeze in place and perform the action associated with the rhyming word.</p>

Reading (Phonics Skill Book)-

Page no. 22, 24, 34, 47

Vocabulary Building- School, Children, Principal, Teacher, Students

WRITTEN:

In, On, Under; Use of these/those; Use of this is/these are; Use of when/where

SUBJECTS



SYLLABUS

dfork,j&
1- dEl;wVj



iBu ikBu&

ist ua 38] 40] 43

okD; jpuk&

1- cPps nqfu;k ds flrkjs
gSaA

2- vkb,] cky fnol dks ets vkSj
[ksyksa ds lkFk euk,aA

ACTIVITY + USE OF ICT

ckyxhr dfork,j

https://www.youtube.com/playlist?list=PL3zxtKnNCOvZhftg3R4pzG-UptEzL_t70

o.kZekyk

<https://www.youtube.com/watch?v=GBWGNvHsiFs>

nks v{kj okys "kCn

<https://www.youtube.com/watch?v=eiihBq5Zt0>






Activity Work


❖ dforkvkksa dks lLoj okpu

❖ ns[kks vkSj crkvksaP [ksy ls

PARENTS INVOLVEMENT

- ❖ cPpksa dks fcuk ek=k
okys "kCn dks i<+us esa
lgk;rk djsaA
- ❖ cPpksa dks dfork
fofHkUu Hkkoksa rFkk
eqnzkvksa lfgr ;kn djkus
ds fy, çksRlkfgr djsaA

	Transport, Worship of Place (Tick the correct option, Matching, fill in the blanks)		
ART & CRAFT 	Page no. 18, 19, 20 Craft- Paper Cup Hut		❖ Involve your child in everyday evening Aarti. Tell your child to sing Aarti along with you.
GENERAL KNOWLEDGE	Months Name		❖ Encourage your child to learn months' names.

SUBJECTS	SYLLABUS	ACTIVITY + USE OF ICT	PARENTS INVOLVEMENT
VALUE EDUCATION	Respect all, Respect yourself.	Moral Story https://www.youtube.com/watch?v=ld433iNnSP4	❖ Plan a meal where everyone contributes and shares food. ❖ Donate toys or clothes to those in need.
PHYSICAL EDUCATION	Fun Games Surya Namaskar	DO EXERCISE THROUGH THIS LINK https://www.youtube.com/watch?v=JoF_d5s_gGgc	❖ Make a habit to do '2 Surya Namaskar' everyday.
DANCE 	Classical Dance- Kathak Kavita: ;equk ds rV ij ukpr dUgS;k rk Fkk FkS;k	-	❖ Encourage your child to sing devotional songs with clapping.
MUSIC	Hanuman Chalisa, Bhojan Mantra- अहं वैश्वानरो भूत्वा प्राणिनां देहमाश्रितः । प्राणापान समायुक्तः पचाम्यन्नं चतुर्विधम् ॥	Hanuman Chalisa, Bhojan Mantra	❖ Practice singing the Hanuman Chalisa and Bhojan Mantra regularly with your child to memorize it.
MOTOR SKILL DEVELOPMENT	Throwing and Catching Skills: Practice throwing and catching the ball to develop hand-eye coordination, fine motor skills, and teamwork in children.	REFER THIS LINK https://www.youtube.com/watch?v=wh6gt3IkRkK	❖ Encourage your child to help you in arranging the books in their bag.
LANGUAGE	1. How was your day?	-	❖ Chat with your child throughout

