

# GREENWOOD PUBLIC SCHOOL



## ADITYAPURAM, GWALIOR

SESSION 2025-26

SYLLABUS FOR THE MONTH OF OCTOBER

CLASS-NURSERY

SUBJECTS

SYLLABUS

ACTIVITY + USE OF ICT

PARENTS INVOLVEMENT

ENGLISH (LITERACY)


ORAL:

Rhymes-

1. Roses are red



2. Apple



Sentence Structure-

I go to school daily.

Vocabulary Building-

Bus, Truck, Train, Car

Recognition- A-P

WRITTEN:

Written- Practicing Strokes: M,N,O

Workbook- Page no. 31 to 35

Rhymes- 1. Roses are red

<https://www.youtube.com/watch?v=its6Uylt9ZY>

2. Apple

<https://www.youtube.com/watch?v=F5RNFIT1GNY>

2. Mummy and Daddy

[https://www.youtube.com/watch?v=cRh3SwRGHCA&list=RDCRh3SwRGHCA&start\\_radio=1](https://www.youtube.com/watch?v=cRh3SwRGHCA&list=RDCRh3SwRGHCA&start_radio=1)

Phonics Sound

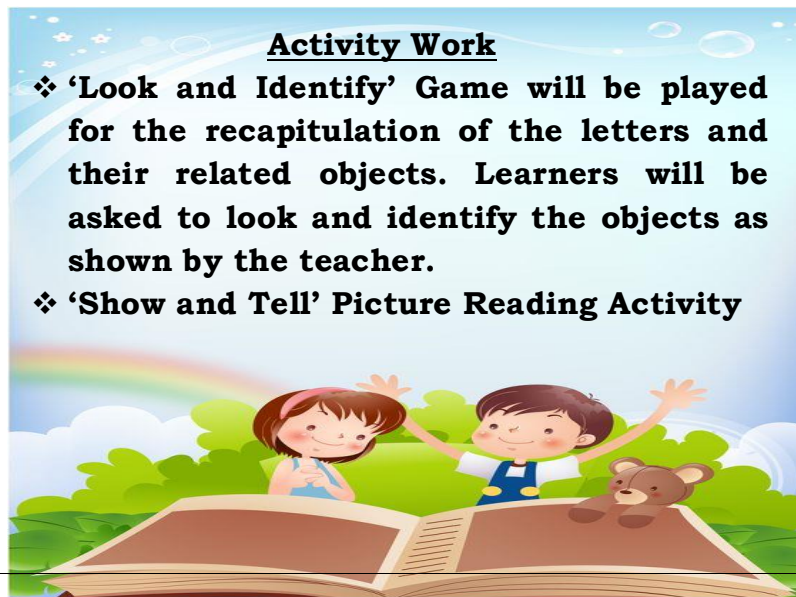
<https://www.youtube.com/watch?v=hq3yfQnllfQ>

Alphabet Song

<https://www.youtube.com/watch?v=zAlX1V3IK5s>

Activity Work

- ❖ 'Look and Identify' Game will be played for the recapitulation of the letters and their related objects. Learners will be asked to look and identify the objects as shown by the teacher.
- ❖ 'Show and Tell' Picture Reading Activity



- ❖ Play music and encourage your child to dance around. When the music stops, call out a word that rhymes with a simple action (e.g., "roses" and "apple"). Children freeze in place and perform the action associated with the rhyming word.

Vocabulary Building-

Bus,



Truck,














Train,




Car



SUBJECTS	SYLLABUS	ACTIVITY + USE OF ICT	PARENTS INVOLVEMENT
 	<p><b>ekSSf[kd%&amp;</b>  <b>dfork,j&amp;</b>  <b>1- xqCc</b> </p> <p><b>2- fiTtk] cxZj</b> </p> <p><b>Loj o.kZ&amp; v ls vks rd</b>  <b>okD; jpuk&amp; eSa fo ky; tkrk gSA</b>  <b>v{kjksa dh igpku&amp; v ls vks rd</b>  <b>fyf[kr%&amp;</b>  <b>lajpuk&amp; v{kj&amp;vks</b>  <b>v{kj ys[ku&amp; ist ua- 18] 19</b></p>	<p><b>ACTIVITY + USE OF ICT</b>  <b>dfork,j&amp;</b>  <b>1- xqCckjs</b>  <a href="https://www.youtube.com/watch?v=DHT-5mvYRho">https://www.youtube.com/watch?v=DHT-5mvYRho</a>  <b>2- fiTtk] cxZj</b>  <a href="https://www.youtube.com/watch?v=yY768YPfidA">https://www.youtube.com/watch?v=yY768YPfidA</a></p> <p><b>Loj o.kZekyk xhr</b>  <a href="https://www.youtube.com/watch?v=TM83zp1AkUM">https://www.youtube.com/watch?v=TM83zp1AkUM</a></p> <div style="border: 1px solid black; padding: 10px; margin: 10px auto; width: fit-content;"> <p style="text-align: center;"><b>Activity work</b></p> <ul style="list-style-type: none"> <li>❖ dforkvksa dks lLoj okpu</li> <li>❖ Pns[kks vkSj crkvksaP</li> </ul> <p style="text-align: center;">[ksy ls fp=ksa dks igpkudj crk,jA</p> </div>	<ul style="list-style-type: none"> <li>❖ cPpkSa dks Lojksa ls lacaf/kr fp=@oLrq,i igpkuusa esa lgk;rk djsaA</li> <li>❖ cPpkSa dks dfork fofHkUu Hkkoksa rFkk eqnzkvksa lfgr ;kn djkus ds fy, çksRlkfgr djsaA</li> </ul>
 <p><b>(NUMERACY)</b></p>	<p style="text-align: center;"><b>ORAL:</b></p> <p><b>1. Counting from 1-15</b></p>  <p style="text-align: center;"><b>WRITTEN:</b></p> <p><b>Numbers – 9, 10</b></p> <p><b>Workbook-</b> Page no. 22, 23</p>	<p><b>Counting Song</b>  <a href="https://www.youtube.com/watch?v=JT0MmZcJ2Vw">https://www.youtube.com/watch?v=JT0MmZcJ2Vw</a></p> <div style="border: 1px solid black; padding: 10px; margin: 10px auto; width: fit-content;"> <p style="text-align: center;"><b>Activity Work</b></p> <ul style="list-style-type: none"> <li>❖ ‘Look and Identify Number’ Game.</li> <li>❖ Learners will be asked to count the objects asked by the educator.</li> </ul> </div> 	<ul style="list-style-type: none"> <li>❖ Provide a variety of toys or objects (e.g., blocks, stuffed animals). Ask your child to count the toys, group them by number, or sort them into containers labeled with numbers.</li> </ul>

SUBJECTS	SYLLABUS	ACTIVITY + USE OF ICT	PARENTS INVOLVEMENT
<b>ART &amp; CRAFT</b> 	<b>Page no. 9, 10</b>  <b>Craft- Diya Making</b>	 <p style="text-align: center;"><b>Activity Work</b> <b>Diya Making</b></p>	❖ Involve your child in everyday evening Aarti. Tell your child to sing Aarti along with you.
<b>GENERAL KNOWLEDGE</b> 	<b>Festivals-</b> Holi, Diwali, Rakshabandhan, Id, Dussehra	<b>Festivals</b> <a href="https://www.youtube.com/watch?v=omcGccw6c58">https://www.youtube.com/watch?v=omcGccw6c58</a>  <div style="border: 1px solid black; border-radius: 15px; padding: 10px; text-align: center; background-color: #e0f2f7;"> <b>Activity Work</b>  <b>“Simon Says” Game</b> </div>	❖ Act out different body parts without speaking, and children guess the body part.
<b>VALUE EDUCATION</b>	Never tell a lie, Be gentle with others, Say ‘please’ and ‘thank you’	<b>Moral Story</b> <a href="https://www.youtube.com/watch?v=ld433iNnSP4">https://www.youtube.com/watch?v=ld433iNnSP4</a>	❖ Create scenarios where children have to make a choice between telling the truth or not. Parents and children discuss the importance of honesty.
<b>PHYSICAL EDUCATION</b>	Frog Race & Fun Games Yogasananas- Sukhasana, Tadasana	<b>DO EXERCISE THROUGH THIS LINK</b> <a href="https://www.youtube.com/watch?v=JoF_d5sgGgc">https://www.youtube.com/watch?v=JoF_d5sgGgc</a>	❖ Take your child to a park and play some games.
<b>DANCE</b> 	Western Dance	-	❖ Encourage your child to sing devotional songs on with clapping.

SUBJECTS	SYLLABUS	ACTIVITY + USE OF ICT	PARENTS INVOLVEMENT
<b>MUSIC</b>	Hanuman Chalisa, 'Goddess Laxmi' Aarti	Hanuman Chalisa, 'Goddess Laxmi' Aarti	❖ Practice singing the Hanuman Chalisa and Arti regularly with your child to memorize it.
<b>MOTOR SKILL DEVELOPMENT</b>	<b>Throwing and Catching Skills:</b> Practice throwing and catching the ball to develop hand-eye coordination, fine motor skills, and teamwork in children.	<b><u>REFER THIS LINK</u></b> <a href="https://www.youtube.com/watch?v=wh6gt3IkRKk">https://www.youtube.com/watch?v=wh6gt3IkRKk</a>	❖ Encourage your child to help you in arranging the books in their bag.
<b>LANGUAGE DEVELOPMENT</b>	My mommy made me a yummy sandwich for lunch., I saw a butterfly in the garden today!, I have new book about dinosaurs!, Let's build a tall tower with blocks!, I like playing with my friends during recess.	-	❖ Chat with your child throughout the day, describing what you're doing and asking questions.
<b>S.T.E.M. Fun</b>	<b>Math Scavenger Hunt:</b> Find objects in the classroom that match math criteria.		
<b>CONVERSATION</b>	<b><u>ENGLISH CONVERSATION</u></b> <b>1. Who is the father of Nation?</b> <b>Ans.</b> Mahatma Gandhi <b>2. When was Mahatma Gandhi born?</b> <b>Ans.</b> 2nd October 1869 <b>3. Why do we celebrate Dussehra?</b> <b>Ans.</b> Dussehra marks the victory of good over evil. <b>4. What is the other name of Dussehra?</b> <b>Ans.</b> Vijayadashami <b>5. Which festival is called the festival of lights?</b> <b>Ans.</b> Deepawali <b>6. For how many days is Diwali celebrated?</b> <b>Ans.</b> For 5 days	<b><u>HINDI CONVERSATION</u></b> <b>1- egkRek xk;/kh dk tUe dc gqvk Fkk\ m&amp; 2 vDVwcj 1869</b> <b>2- n'kgjk D;ksa euk;k tkrk gS\ m&amp; n'kgjs ds fnu Hkxoku jke us jko.k dk o/k fd;k FkkA</b> <b>3- n"kgjs dk R;ksgkj /kwe/kke ls dgk; euk;k tkrk gS\ m&amp; eSlwj esa</b> <b>4- n'kgjs dks fdl uke ls tkuk tkrk gS\ m&amp; fot;kn'keh</b> <b>5- nhiksa dk R;ksgkj fdls dgrs gSa\</b>	❖ Pay close attention to your child when he/she speaks, and respond with interest and enthusiasm. Ask open-ended questions and let the child respond.



m& nhiksa dk R;ksgkj nhikoyh dks dgrs  
gSaA



English Elocution Competition, Diwali Greeting Card Competition

# **GREENWOOD PUBLIC SCHOOL**

## **ADITYAPURAM, GWALIOR**

**SESSION 2025-26**

**SYLLABUS FOR THE MONTH OF OCTOBER**

**CLASS-LKG**

**SUBJECTS**

**SYLLABUS**

**ACTIVITY + USE OF ICT**

**PARENTS INVOLVEMENT**

**ENGLISH (LITERACY)**

**ORAL:**

**Rhymes-**

**1. Two Little Blackbirds**



**Revision of Previous Rhymes**

**Reading-** Sound of vowel 'a', 'e' and 'i'

**English Literacy Skills-** Pg no. 11 to 17

**Vocabulary Building-**

Diyas, Rangoli, Light, Worship, Victory,

Lamp, Cotton Wick, Cracker, Sparkle,

Candle

**WRITTEN:**

**Rhymes-**

**1. Two Little Blackbirds**

**Phonics Sound**

<https://www.youtube.com/watch?v=hq3yfQnllfQ>

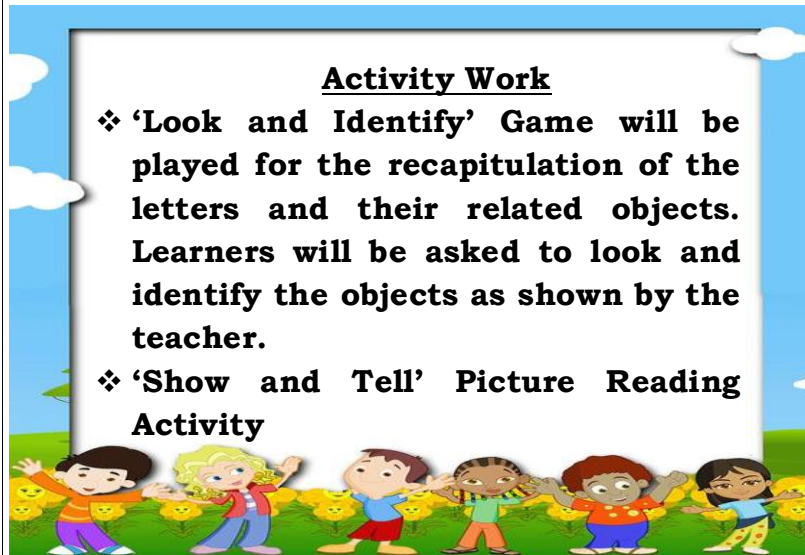
**Vowels Song**

<https://www.youtube.com/watch?v=RUSCz41aDug>

**Activity Work**

❖ 'Look and Identify' Game will be played for the recapitulation of the letters and their related objects. Learners will be asked to look and identify the objects as shown by the teacher.

❖ 'Show and Tell' Picture Reading Activity



❖ Play music and encourage your child to dance around. When the music stops, call out a word that rhymes with a simple action (e.g., "Blackbirds"). Children freeze in place and perform the action associated with the rhyming word.



Small Cursive letters (*u-z*) and revision of *a-z*, Write the missing letters, Match the words with the pictures

**SUBJECTS**

**SYLLABUS**

**ACTIVITY + USE OF ICT**

**PARENTS INVOLVEMENT**



**ORAL:**  
**dfork,j&**  
**1-xqfM+;k jkuh**      **2- VsyhQksu**



**3- frryh jkuh**  
**iBu&ikBu & o.kZekyk& v ls K rd**  
**vkSj nks o.kksZa okys vekf=d 'kCn**


**WRITTEN:**  
 O;atu & O;atu o.kZekyk& i ls e rd  
 vkSj d ls u rd dk iqu%vH;kl] izFke  
 o.kZ dks pqudj ml ij xksyk yxkb,]  
 tksM+h feykb,] [kkyh LFkku Hkfj,]  
 O;atu dh lgk;rk ls 'kCn iwjk dhft,]  
 Jqrys[k

**dfork,j&**  
**1- xqfM+;k jkuh**  
<https://www.youtube.com/watch?app=desktop&v=j5HsGA9WXSo>  
**2- VsyhQksu**  
[https://www.youtube.com/watch?v=QiExeylauQ&list=RDQiExeylauQ&start\\_radio=1](https://www.youtube.com/watch?v=QiExeylauQ&list=RDQiExeylauQ&start_radio=1)

**o.kZekyk**  
<https://www.youtube.com/watch?v=GBWGNvHsiFs>



❖ cPpksa dks  
 O;atuksa ls lacaf/kr  
 fp=@oLrq,i  
 igpkuusa esa lgk;rk  
 djsaA  
 ❖ cPpksa dks dfork  
 fofHkUu Hkkoksa  
 rFkk eqnzkvksa lfgr  
 ;kn djkus ds fy,  
 çksRlkfgr djsaA



**ORAL:**  
**Counting- 1 to 100,**



**Counting-**  
<https://www.youtube.com/watch?v=B5iAW-jnkPw>  
**Table of 3-**

❖ Provide a variety of toys or objects (e.g., blocks,



**Table of 2 and 3**  
**Number Names 1-5,**  
**Revision of Previous Syllabus**  
**WRITTEN:**  
**Counting from 71 to 100, What**  
**comes before, after and between,**  
**Circle the correct numbers, Dictation,**  
**Revision of Previous Syllabus**


<https://www.youtube.com/watch?v=kic7woJC9 E>

**ACTIVITY WORK**


- **Look and Identify Number Game.**
- **Learners will be asked to count the objects asked by the educator.**

stuffed animals). Ask your child to count the toys, group them by number, or sort them into containers labeled with numbers.

SUBJECTS	SYLLABUS	ACTIVITY + USE OF ICT	PARENTS INVOLVEMENT
<p><b>ART &amp; CRAFT</b></p> 	<p><b>Page no. 10 and 11</b>  <b>(Hat and Sun)</b></p> <p><b>Craft- Diwali Lanterns Making</b>  <b>Activity Using Papers</b></p>	 <p><b>Activity Work</b>  <b>Diwali Lanterns Making Activity Using Papers</b></p>	<p>❖ <b>Involve your child in</b>  everyday evening Aarti.  Tell your child to sing  Aarti along with you.</p>
<p><b>GENERAL KNOWLEDGE</b></p>	<p>Community Helpers and Revision  of August and September month  syllabus</p>	<p><b>Community Helpers</b>  <a href="https://www.youtube.com/watch?v=RJ7r6lws7Nk">https://www.youtube.com/watch?v=RJ7r6lws7Nk</a></p> <p><b>Activity Work</b>  ❖ <b>'Look and Identify' Game through the pictures of Community Helpers</b></p>	<p>❖ <b>Encourage kids to write</b>  or draw thank-you notes  for community helpers  they encounter in their  daily lives like doctor,  milkman, postman,  guard, sweeper, etc.</p>
<p><b>VALUE EDUCATION</b></p>	<p>Never tell a lie,  Be gentle with others,  Say 'please' and 'thank you'</p>	<p><b>Moral Story</b>  <a href="https://www.youtube.com/watch?v=ld433iNnSP4">https://www.youtube.com/watch?v=ld433iNnSP4</a></p>	<p>❖ <b>Create scenarios where</b>  children have to make a  choice between telling the  truth or not. Parents and  children discuss the</p>

			importance of honesty.
<b>PHYSICAL EDUCATION</b>	Frog Race & Fun Games Yogasanas- Sukhasana, Tadasana	<b><u>DO EXERCISE THROUGH THIS LINK</u></b> <a href="https://www.youtube.com/watch?v=JoF_d5sgGgc">https://www.youtube.com/watch?v=JoF_d5sgGgc</a>	❖ Take your child to a park and play some games.
<b>DANCE</b> 	Western Dance	-	❖ Encourage your child to sing devotional songs with clapping.

<b>SUBJECT</b>	<b>SYLLABUS</b>	<b>ACTIVITY + USE OF ICT</b>	<b>PARENTS INVOLVEMENT</b>
<b>MUSIC</b>	Hanuman Chalisa, 'Goddess Laxmi' Aarti	Hanuman Chalisa, 'Goddess Laxmi' Aarti	❖ Practice singing the Hanuman Chalisa and Arti regularly with your child to memorize it.
<b>MOTOR SKILL DEVELOPMENT</b>	<b>Throwing and Catching Skills:</b> Practice throwing and catching the ball to develop hand-eye coordination, fine motor skills, and teamwork in children.	<b><u>REFER THIS LINK</u></b> <a href="https://www.youtube.com/watch?v=wh6gt3IkRKk">https://www.youtube.com/watch?v=wh6gt3IkRKk</a>	❖ Encourage your child to help you in arranging the books in their bag.
<b>LANGUAGE DEVELOPMENT</b>	My mommy made me a yummy sandwich for lunch., I saw a butterfly in the garden today!, I have new book about dinosaurs!, Let's build a tall tower with blocks!, I like playing with my friends during recess.	-	❖ Chat with your child throughout the day, describing what you're doing and asking questions.
<b>S.T.E.M. Fun</b>	<b>Math Scavenger Hunt:</b> Find objects in the classroom that match math criteria.		
<b>CONVERSATION</b>	<b><u>ENGLISH CONVERSATION</u></b> <b>1. Who is the father of Nation?</b> <b>Ans.</b> Mahatma Gandhi <b>2. When was Mahatma Gandhi born?</b> <b>Ans.</b> 2nd October 1869 <b>3. Why do we celebrate Dussehra?</b> <b>Ans.</b> Dussehra marks the victory of good over evil.	<b><u>HINDI CONVERSATION</u></b> <b>1- egkRek xk; /kh dk tUe dc gqvk Fkk\</b> <b>m&amp; 2 vDVwcj 1869</b> <b>2- n'kgjk D;ksa euk;k tkrk gS\</b> <b>m&amp; n'kgjs ds fnu Hkxoku jke us jko.k dk</b>	❖ Pay close attention to your child when he/she speaks, and respond with interest and enthusiasm. Ask open-ended questions and let




4. What is the other name of Dussehra?  
**Ans.** Vijayadashami

5. Which festival is called the festival of lights?  
**Ans.** Deepawali

6. For how many days is Diwali celebrated?  
**Ans.** For 5 days

o/k fd;k FkKA  
 3- n"kgjs dk R;ksgkj /kwe/kke ls dgkj  
 euk;k tkrk gS\  
 m& eSlwj esa  
 4- n'kgjs dks fdl uke ls tkuk tkrk gS\  
 m& fot;kn'keh  
 5- nhiksa dk R;ksgkj fdls dgrs gSa\  
 m& nhiksa dk R;ksgkj nhikoyh dks dgrs  
 gSaA

the child response







English Elocution Competition, Diwali Greeting Card Competition

# GREENWOOD PUBLIC SCHOOL

## ADITYAPURAM, GWALIOR

**SESSION 2025-26 : SYLLABUS FOR THE MONTH OF OCTOBER : CLASS-UKG**

SUBJECTS	SYLLABUS	ACTIVITY + USE OF ICT	PARENTS INVOLVEMENT
<b>ENGLISH (LITERACY)</b>      	<p style="text-align: center;"><b>ORAL:</b></p> <p><b>Rhymes-</b></p> <p><b>1. I like Mangoes</b></p>  <p><b>Sentence Structure-</b></p> <p>1. Diwali is the festival of light.</p> <p>2. We light diyas and fireworks.</p>	<p><b>All Rhymes-</b></p> <p><a href="https://www.youtube.com/playlist?list=PL3zxtKnNC OvZhftg3R4pzG-UptEZL_t70">https://www.youtube.com/playlist?list=PL3zxtKnNC OvZhftg3R4pzG-UptEZL_t70</a></p> <p><b>Phonics Sound</b></p> <p><a href="https://www.youtube.com/watch?v=hq3yfQnllfQ">https://www.youtube.com/watch?v=hq3yfQnllfQ</a></p> <p><b>Vowels Song</b></p> <p><a href="https://www.youtube.com/watch?v=RUSCz41aDug">https://www.youtube.com/watch?v=RUSCz41aDug</a></p> <p><b>Sound of 'u'</b></p> <p><a href="https://www.youtube.com/watch?v=KPelyq5ntC4">https://www.youtube.com/watch?v=KPelyq5ntC4</a></p> <p><b>Sound of 'ch' and 'th'</b></p> <p><a href="https://www.youtube.com/watch?v=d4PKjUFyyoM">https://www.youtube.com/watch?v=d4PKjUFyyoM</a></p>	<p>❖ Play music and encourage your child to dance around.</p> <p>When the music stops, call out a word that rhymes with a simple action (e.g., "I like mangoes"). Children freeze in place and perform the</p>

3. I love sweets and gifts on Diwali.

**Reading (Phonics Skill Book)-**

Page no. 30, 41

**Vocabulary Building-** Diyas, Festival, Sweets, Cracker, Light, Rangoli




**WRITTEN:**

Use of He, She, It; Action Words

**Activity Work**

❖ ‘Read and Tell’ Game will be played for the three letter words. Learners will be asked to read the words as shown by the teacher.

action associated with the rhyming word.



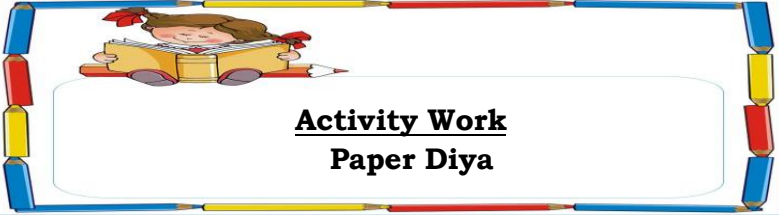
SUBJECTS	SYLLABUS	ACTIVITY + USE OF ICT	PARENTS INVOLVEMENT
	<p><b><u>dfork,j&amp;</u></b> 1- vkbZ fnokyh</p>  <p><b><u>iBu ikBu&amp;</u></b> ist ua 35</p> <p><b><u>okD; jpuk&amp;</u></b> 1- fnokyh jks'kuh dk R;ksgkj</p>	<p><b>ckyxhr dfork,j</b></p> <p><a href="https://www.youtube.com/playlist?list=PL3zxtKnNCOvZhftg3R4pzG-UptEzL_t70">https://www.youtube.com/playlist?list=PL3zxtKnNCOvZhftg3R4pzG-UptEzL_t70</a></p> <p><b>o.kZekyk</b></p> <p><a href="https://www.youtube.com/watch?v=GBWGNvHsiFs">https://www.youtube.com/watch?v=GBWGNvHsiFs</a></p> <p><b>nks v{kj okys “kCn</b></p> <p><a href="https://www.youtube.com/watch?v=eiihBq5Zt0">https://www.youtube.com/watch?v=eiihBq5Zt0</a></p> 	<p>❖ cPpksa dks fcuk ek=k</p> <p>okys “kCn dks i&lt;+us esa</p> <p>lgk;rk djsaA</p> <p>❖ cPpksa dks dfork</p> <p>fofHkUu Hkkoksa rFkk</p> <p>eqnzkvksa lfgr ;kn djkus</p> <p>ds fy, çksRlkfgr djsaA</p>


gSA  
 2- bl fnu ge nh;s tykrs gSa  
 vkSj iVk[ks QksM+rs gSaA  
 3- nhokyh ij feBkbZ vkSj  
 migkj feyrs gSaA  
fyf[kr%&  
 vks dh ek=k okys 'kCn] jaxks  
 ds uke


Activity Work

- ❖ dforkvksa dks lLoj okpu
- ❖ ns[kks vkSj crkvksaP [ksy ls  
fp=kSa dks  
igpkudj crk,iA
- ❖ ^ns[kksa vkSj crkvks\* [ksy ds  
tfj, fcuk ek=k okys “kCnksa dks  
if<+, ,oa crkb,sA

SUBJECTS	SYLLABUS	ACTIVITY + USE OF ICT	PARENTS INVOLVEMENT
 <p><b>Numeracy &amp; Skill book &amp; Workbook</b></p>	<p style="text-align: center;"><u>ORAL:</u></p> <ol style="list-style-type: none"> <li>Counting from 201-300</li> <li>Table from 2-6</li> <li>Number names from 1 to 40</li> <li>Shapes Names</li> </ol> <p style="text-align: center;"><u>WRITTEN:</u></p> <p>Counting from 251 to 300,          Table of 6          Number names from 31 to 40          Tens and Ones, Subtraction, Addition with '0'</p>	<p><b>Counting-</b>  <a href="https://www.youtube.com/watch?v=B5iAW-jnkPw">https://www.youtube.com/watch?v=B5iAW-jnkPw</a>  <b>Table of 6-</b>  <a href="https://www.youtube.com/watch?v=vbMxUccPcDQ">https://www.youtube.com/watch?v=vbMxUccPcDQ</a>  <b>Number Names</b>  <a href="https://www.youtube.com/watch?v=LyvQ6pc7JSA">https://www.youtube.com/watch?v=LyvQ6pc7JSA</a></p> <div style="border: 1px dashed black; padding: 10px; text-align: center;"> <p><u>Activity Work</u></p> <ul style="list-style-type: none"> <li>❖ ‘Dodging’ Game from the table of 2, 3, 4, 5 and 6</li> </ul> </div>	<ul style="list-style-type: none"> <li>❖ Provide a variety of toys or objects (e.g., blocks, stuffed animals). Ask your child to count the toys, group them by number, or sort them into containers labeled with numbers.</li> </ul>

<b>EVS</b> <b>General Awareness Skillbook</b> 	<p style="text-align: center;"><b><u>ORAL:</u></b></p> <b>Festivals-</b> Holi, Diwali, Christmas, Eid  <p style="text-align: center;"><b><u>WRITTEN:</u></b></p> <b>Festival</b> <b>(Tick the correct option, Matching, fill in the blanks)</b>	<b>Our Helpers</b> <a href="https://www.youtube.com/watch?v=vKIuG5Lse7A">https://www.youtube.com/watch?v=vKIuG5Lse7A</a> <b>Flowers</b> <a href="https://www.youtube.com/watch?v=So_ZyxmDou0">https://www.youtube.com/watch?v=So_ZyxmDou0</a> <b>Birds</b> <a href="https://www.youtube.com/watch?v=H9Nagmcsye8">https://www.youtube.com/watch?v=H9Nagmcsye8</a> <b>Under the Sea</b> <a href="https://www.youtube.com/watch?v=a3iJjUKWrkk&amp;list=RDa3iJjUKWrkk&amp;start_radio=1">https://www.youtube.com/watch?v=a3iJjUKWrkk&amp;list=RDa3iJjUKWrkk&amp;start_radio=1</a>	❖ Take nature walks/park and point out different flowers.
<b>ART &amp; CRAFT</b> 	<b>Page no. 16, 17</b> <b>Craft- Paper Diya</b>  Monday, Tuesday, Wednesday, Get up early and go to school. Thursday and Friday too The days of the week!  Doo doo doo  Saturday and Sunday, Won't you please come and play? Saturday and Sunday, It's the weekend!	 <p style="text-align: center;"><b>Activity Work</b> <b>Paper Diya</b></p>	❖ Involve your child in everyday evening Aarti. Tell your child to sing Aarti along with you.
<b>GENERAL KNOWLEDGE</b>	<b>Days of the week</b>  Doo doo doo  Saturday and Sunday, Won't you please come and play? Saturday and Sunday, It's the weekend!	<p style="text-align: center;"><b>Activity Work</b> <b>Song based on Days of the week</b></p>	❖ Emphasize the days of the week by incorporating them into daily routines, such as "Today is Monday, let's do our Monday activity!"

SUBJECTS	SYLLABUS	ACTIVITY + USE OF ICT	PARENTS INVOLVEMENT
<b>VALUE EDUCATION</b>	Never tell a lie, Be gentle with others, Say 'please' and 'thank you'	<b>Moral Story</b> <a href="https://www.youtube.com/watch?v=ld433iNnSP4">https://www.youtube.com/watch?v=ld433iNnSP4</a>	❖ Create scenarios where children have to make a choice between telling the truth or not. Parents and children discuss the importance of honesty.
<b>PHYSICAL EDUCATION</b>	Frog Race & Fun Games Yogasaas-Sukhasana, Tadasana	<b>DO EXERCISE THROUGH THIS LINK</b> <a href="https://www.youtube.com/watch?v=JoF_d5sgGgc">https://www.youtube.com/watch?v=JoF_d5sgGgc</a>	❖ Take your child to a park and play some games.
<b>DANCE</b>	Western Dance	-	❖ Encourage your child to sing devotional songs with clapping.
<b>MUSIC</b> 	Hanuman Chalisa, 'Goddess Laxmi' Aarti	Hanuman Chalisa, 'Goddess Laxmi' Aarti	❖ Practice singing the Hanuman Chalisa and Arti regularly with your child to memorize it.
<b>MOTOR SKILL DEVELOPMENT</b>	<b>Throwing and Catching Skills:</b> Practice throwing and catching the ball to develop hand-eye coordination, fine motor skills, and teamwork in children.	<b>REFER THIS LINK</b> <a href="https://www.youtube.com/watch?v=wh6gt3IkRKk">https://www.youtube.com/watch?v=wh6gt3IkRKk</a>	❖ Encourage your child to help you in arranging the books in their bag.
<b>LANGUAGE</b>	My mommy made me a yummy sandwich for	-	❖ Chat with your child throughout

<b>DEVELOPMENT</b>	lunch., I saw a butterfly in the garden today!, I have new book about dinosaurs!, Let's build a tall tower with blocks!, I like playing with my friends during recess.		the day, describing what you're doing and asking questions.
<b>S.T.E.M. Fun CONVERSATION</b>	<p><b>Math Scavenger Hunt:</b> Find objects in the classroom that match math criteria.</p> <p><b>ENGLISH CONVERSATION</b></p> <p><b>1. Who is the father of Nation?</b> <b>Ans.</b> Mahatma Gandhi</p> <p><b>2. When was Mahatma Gandhi born?</b> <b>Ans.</b> 2nd October 1869</p> <p><b>3. Why do we celebrate Dussehra?</b> <b>Ans.</b> Dussehra marks the victory of good over evil.</p> <p><b>4. What is the other name of Dussehra?</b> <b>Ans.</b> Vijayadashami</p> <p><b>5. Which festival is called the festival of lights?</b> <b>Ans.</b> Deepawali</p> <p><b>6. For how many days is Diwali celebrated?</b> <b>Ans.</b> For 5 days</p> 	<p><b>HINDI CONVERSATION</b></p> <p><b>1- egkRek xk;/kh dk tUe dc gqvK Fkk\</b> <b>m&amp; 2 vDVwcj 1869</b></p> <p><b>2- n'kgjk D;ksa euk;k tkrk gS\</b> <b>m&amp; n'kgjs ds fnu Hkxoku jke us jko.k dk o/k fd;k Fkka</b></p> <p><b>3- n'kgjs dk R;ksgkj /kwe/kke ls dgk; euk;k tkrk gS\</b> <b>m&amp; eSlwj esa</b></p> <p><b>4- n'kgjs dks fdl uke ls tkuk tkrk gS\</b> <b>m&amp; fot;kn'keh</b></p> <p><b>5- nhiksa dk R;ksgkj fdls dgrs gSa\</b> <b>m&amp; nhiksa dk R;ksgkj nhikoyh dks dgrs gSaA</b></p>	<p>❖ Pay close attention to your child when he/she speaks, and respond with interest and enthusiasm. Ask open-ended questions and let the child respond.</p>
	<b>English Elocution Competition, Diwali Greeting Card Competition</b>		