

# GREENWOOD PUBLIC SCHOOL



## ADITYAPURAM, GWALIOR

SESSION 2025-26

SYLLABUS FOR THE MONTH OF SEPTEMBER

CLASS-NURSERY

SUBJECTS

SYLLABUS


ACTIVITY + USE OF ICT

PARENTS INVOLVEMENT

ENGLISH  
(LITERACY)

ORAL:

Rhymes-  
1. Apple



2. Mummy and Daddy...



Sentence Structure-

This is my school.

Vocabulary Building-

Board, Classroom, Table, Chair,  
Door, Window

Recognition- A-N

WRITTEN:

Written- Practicing Strokes: G-L

Workbook- Page no. 20 to 30

Rhymes- 1. Apple

<https://www.youtube.com/watch?v=F5RNfiT1GNY>

2. Mummy and Daddy

[https://www.youtube.com/watch?v=cRh3SwRGHCA&list=RDCvRh3SwRGHCA&start\\_radio=1](https://www.youtube.com/watch?v=cRh3SwRGHCA&list=RDCvRh3SwRGHCA&start_radio=1)

Phonics Sound

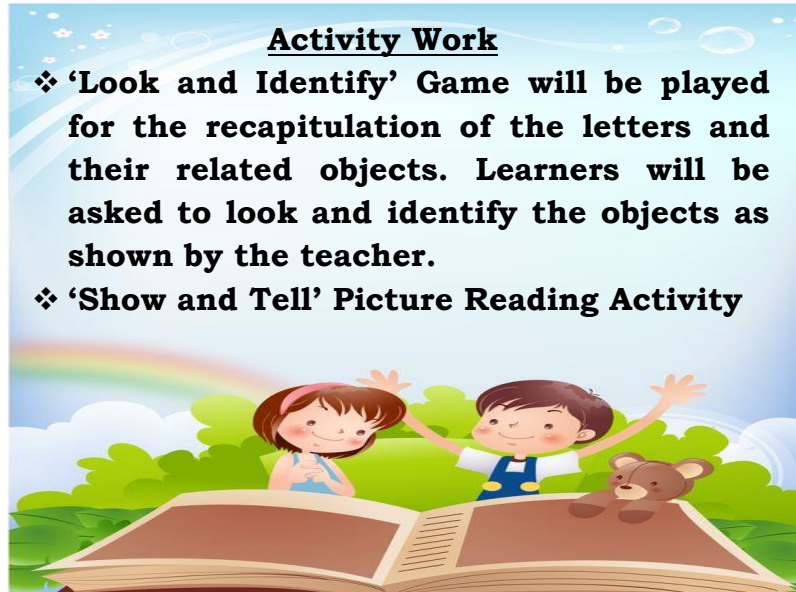
<https://www.youtube.com/watch?v=hq3yfQnllfQ>

Alphabet Song

<https://www.youtube.com/watch?v=zAlX1V3IK5s>

Activity Work

- ❖ 'Look and Identify' Game will be played for the recapitulation of the letters and their related objects. Learners will be asked to look and identify the objects as shown by the teacher.
- ❖ 'Show and Tell' Picture Reading Activity











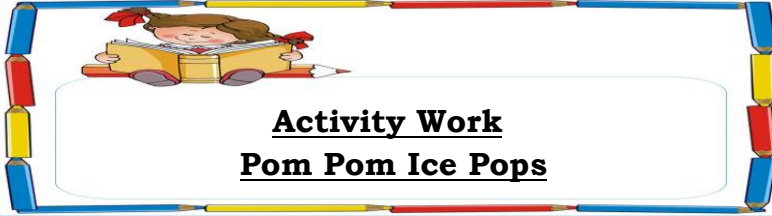



- ❖ Play music and encourage your child to dance around. When the music stops, call out a word that rhymes with a simple action (e.g., "apple" and "shoes"). Children freeze in place and perform the action associated with the rhyming word.


Vocabulary Building-


Board,  
Classroom,  
Table,  
Chair,  
Door,  
Window



SUBJECTS	SYLLABUS	ACTIVITY + USE OF ICT	PARENTS INVOLVEMENT
 	<p><u>ekSSf[kd%&amp;</u>  <u>dfork,j&amp;</u>  1- fiTtk] cxZj</p>  <p>2- bZ&amp;e</p>  <p><u>Loj o.kZ&amp; v ls ,s rd</u>  <u>okD; jpuk&amp; ;g esjk fo ky; gSA</u>  <u>v{kjksa dh igpku&amp; v ls ,s rd</u>  <u>fyf[kr%&amp;</u>  <u>lajpuk&amp; v{kj&amp;m&amp;,s</u>  <u>v{kj ys[ku&amp;</u> ist ua- 11 ls 17 rd</p>	<p><u>dfork,j&amp;</u>  1- fiTtk] cxZj  <a href="https://www.youtube.com/watch?v=yY768YPfidA">https://www.youtube.com/watch?v=yY768YPfidA</a></p> <p><u>Loj o.kZekyk xhr</u>  <a href="https://www.youtube.com/watch?v=TM83zp1AkUM">https://www.youtube.com/watch?v=TM83zp1AkUM</a></p> <div style="border: 1px solid black; padding: 10px; margin: 10px auto; width: fit-content;"> <p style="text-align: center;"><u>Activity work</u></p> <ul style="list-style-type: none"> <li>❖ dforkvksa dks lLoj okpu</li> <li>❖ Pns[kks vkSj crkvksaP</li> </ul> <p style="text-align: center;">[ksy ls fp=ksa dks igpkudj  crk,jA</p> </div>	<ul style="list-style-type: none"> <li>❖ cPpksa dks Lojksa ls  lacaf/kr fp=@oLrq,i  igpkuusa esa lgk;rk  djsaA</li> <li>❖ cPpksa dks dfork  fofHkUu Hkkoksa rFkk  eqnzkvksa lfgr ;kn djkus  ds fy, çksRlkfgr djsaA</li> </ul>
 <p>(NUMERACY)</p>	<p><u>ORAL:</u>  1. Counting from 1-15</p>  <p><u>WRITTEN:</u>  Numbers – 5-8</p> <p><u>Workbook-</u>  Page no. 12 to 21</p>	<p><u>Counting Song</u>  <a href="https://www.youtube.com/watch?v=JT0MmZcJ2Vw">https://www.youtube.com/watch?v=JT0MmZcJ2Vw</a></p> <div style="border: 1px solid black; padding: 10px; margin: 10px auto; width: fit-content;"> <p style="text-align: center;"><u>Activity Work</u></p> <ul style="list-style-type: none"> <li>❖ ‘Look and Identify Number’ Game.</li> <li>❖ Learners will be asked to count the objects asked by the educator.</li> </ul> </div> 	<ul style="list-style-type: none"> <li>❖ Provide a variety of toys or objects (e.g., blocks, stuffed animals). Ask your child to count the toys, group them by number, or sort them into containers labeled with numbers.</li> </ul>

SUBJECTS	SYLLABUS	ACTIVITY + USE OF ICT	PARENTS INVOLVEMENT
<b>ART &amp; CRAFT</b> 	<b>Page no.</b> 4 to 9  <b>Craft- Pom Pom Ice Pops</b>		❖ Involve your child in everyday evening Aarti. Tell your child to sing Aarti along with you.
<b>GENERAL KNOWLEDGE</b> 	<b>Body Parts-</b> Eyes, Ears, Nose, Mouth, Hands, Legs, Stomach	<b>Body Parts</b> <a href="https://www.youtube.com/watch?v=G-7AMnZLOCM">https://www.youtube.com/watch?v=G-7AMnZLOCM</a>  	❖ Act out different body parts without speaking, and children guess the body part.
<b>VALUE EDUCATION</b>	Respect Your Elders, Share with Others, Appologize when wrong	<b>Moral Story</b> <a href="https://www.youtube.com/watch?v=ld433iNnSP4">https://www.youtube.com/watch?v=ld433iNnSP4</a>	❖ Create scenarios where children have to make a choice between telling the truth or not. Parents and children discuss the importance of honesty.
<b>PHYSICAL EDUCATION</b>	Dog and the Bone Game, Hopping and Jumping, Yogasanas- Vrikshasana, Bhujangasana	<b>DO EXERCISE THROUGH THIS LINK</b> <a href="https://www.youtube.com/watch?v=JoF_d5sgGgc">https://www.youtube.com/watch?v=JoF_d5sgGgc</a>	❖ Take your child to a park and play some games.
<b>DANCE</b> 	Devotional songs based on Maa Durga	-	❖ Encourage your child to sing devotional songs on Maa Durga with clapping.

SUBJECTS	SYLLABUS	ACTIVITY + USE OF ICT	PARENTS INVOLVEMENT
MUSIC	Hanuman Chalisa	Hanuman Chalisa	❖ Practice singing the Hanuman Chalisa regularly with your child to memorize it.
MOTOR SKILL DEVELOPMENT	<b>Scissor Skills:</b> Practice cutting with child-safe scissors to develop fine motor skills.	<b>REFER THIS LINK</b> <a href="https://www.youtube.com/watch?v=wh6gt3IkRkK">https://www.youtube.com/watch?v=wh6gt3IkRkK</a>	❖ Encourage your child to help you in arranging the books in their bag.
LANGUAGE DEVELOPMENT	Let's have fun!, Yay! It's time for recess!, I love to play, Can I play with you?, I am going to run!	-	❖ Chat with your child throughout the day, describing what you're doing and asking questions.
<b>S.T.E.M. Fun</b>	<b>Number Hunt:</b> Hide numbers around the classroom or playground, and have students find and identify them.		
CONVERSATION	<b>ENGLISH CONVERSATION</b> <b>1. When do we celebrate Teacher's Day?</b> <b>Ans.</b> We celebrate Teacher's Day on 5th September. <b>2. Who was Dr. Sarvepalli Radhakrishna?</b> <b>Ans.</b> He was the 2nd President of India. <b>3. When do we celebrate Hindi Diwas?</b> <b>Ans.</b> We celebrate Hindi Diwas on 14th September. <b>4. Who is your favourite teacher?</b> <b>Ans.</b> My favourite teacher is .... <b>5. Who is the father of Lord Ganesha?</b> <b>Ans.</b> Shiva is the father of Lord Ganesha.	<b>HINDI CONVERSATION</b> <b>1- f'k{k d f n o l d c e u k ; k t k r k g S \ m &amp; f'k{k d f n o l 5 f l r E c j d k s e u k ; k t k r k g S</b> <b>2- g e k j s n s ' k d s n w l j s j k ' V a i f r d k D ; k u k e F k k \ m &amp; M k W - l o Z i Y y h j k / k k d ' . k u</b> <b>3- f g U n h f n o l d c e u k ; k t k r k g S \ m &amp; f g U n h f n o l 1 4 f l r E c j d k s e u k ; k t k r k g S A</b> <b>4- v k i d h i l a n h n k f ' k { k d d k S u g S \ m &amp; e s j h i l a n h n k f ' k { k d &amp; &amp; &amp; &amp; g S a A</b> <b>5- H k x o k u x . k s ' k d s f i r k t h d k S u g S \ m &amp; H k x o k u x . k s ' k d s f i r k t h f ' k o t h g S A</b>	❖ Pay close attention to your child when he/she speaks, and respond with interest and enthusiasm. Ask open-ended questions and let the child respond.
	Hindi Elocution Competition, Diwali Card Making Competition, Visit to Jungle Safari		



# GREENWOOD PUBLIC SCHOOL



## ADITYAPURAM, GWALIOR

SESSION 2025-26

SYLLABUS FOR THE MONTH OF SEPTEMBER

CLASS-LKG

SUBJECTS

SYLLABUS

ACTIVITY + USE OF ICT

PARENTS INVOLVEMENT

ENGLISH (LITERACY)

ORAL:

Rhymes-

1. Bits of paper



2. Thank You



**Reading-** Sound of vowel 'a' and 'e'  
**English Literacy Skills-** Pg no. 11 to 16

**Vocabulary Building- Uses of Water-**  
Bathing, Cooking, Drinking, Washing Hand, Mopping floor, Brushing teeth

WRITTEN:

Small Cursive letters (a-t), Match the following, Fill in the blanks, Write the first letter of the picture, Use of 'A' and 'An', Dictation

Rhymes-

1. Bits of paper

[https://www.youtube.com/watch?v=rFFsQyZulZ4&list=RDrFFsQyZulZ4&start\\_radio=1](https://www.youtube.com/watch?v=rFFsQyZulZ4&list=RDrFFsQyZulZ4&start_radio=1)

2. Thank You

[https://www.youtube.com/watch?v=YkdmicQPibI&list=RDYkdmicQPibI&start\\_radio=1](https://www.youtube.com/watch?v=YkdmicQPibI&list=RDYkdmicQPibI&start_radio=1)

Phonics Sound

<https://www.youtube.com/watch?v=hq3yfQnllfQ>

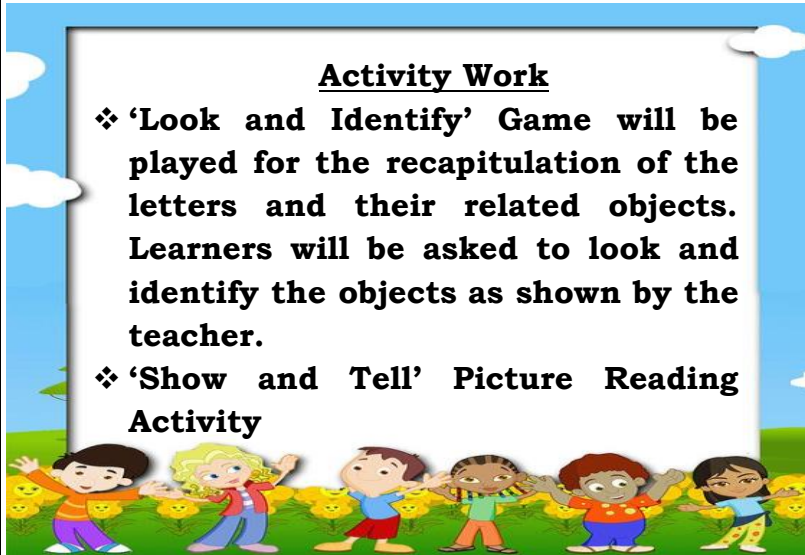
Vowels Song

<https://www.youtube.com/watch?v=RUSCz41aDug>

Activity Work








❖ 'Look and Identify' Game will be played for the recapitulation of the letters and their related objects. Learners will be asked to look and identify the objects as shown by the teacher.




❖ 'Show and Tell' Picture Reading Activity





❖ Play music and encourage your child to dance around. When the music stops, call out a word that rhymes with a simple action (e.g., "Bits of paper" and "Thank You"). Children freeze in place and perform the action associated with the rhyming word.



SUBJECTS	SYLLABUS	ACTIVITY + USE OF ICT	PARENTS INVOLVEMENT
 	<p style="text-align: center;"><b>ORAL:</b></p> <p><b>dfork,j&amp;</b>  <b>1-xqfM+;k jkuh</b>                      <b>2- VsyhQksu</b></p>   <p><b>iBu&amp;ikBu &amp; O;atu o.kZekyk&amp; d ls u rd vkSj Loj o.kksZa dk iqu%vH;kl</b></p> <p style="text-align: center;"><b>WRITTEN:</b></p> <p><b>O;atu &amp; O;atu o.kZekyk&amp; p ls u rd] fp= ns[kdj izFke o.kZ fyf[k,] tksM+h feykb,]</b></p> <p><b>[kkyh LFkku Hkfj,] O;atu dh lgk;rk ls iwjk 'kCn fyf[k,] Jqrys[</b></p> 	<p><b>dfork,j&amp;</b>  <b>1- xqfM+;k jkuh</b>  <a href="https://www.youtube.com/watch?app=desktop&amp;v=j5HsGA9WXS0">https://www.youtube.com/watch?app=desktop&amp;v=j5HsGA9WXS0</a>  <b>2- VsyhQksu</b>  <a href="https://www.youtube.com/watch?v=QiExeylauQ&amp;list=RDQiExeylauQ&amp;start_radio=1">https://www.youtube.com/watch?v=QiExeylauQ&amp;list=RDQiExeylauQ&amp;start_radio=1</a></p> <p><b>o.kZekyk</b>  <a href="https://www.youtube.com/watch?v=GBWGNvHsiFs">https://www.youtube.com/watch?v=GBWGNvHsiFs</a></p> <div style="text-align: center;">  <p><b>Activity Work</b></p> <ul style="list-style-type: none"> <li>❖ dforkvksa dks lLoj okpu</li> <li>❖ ns[kks vkSj crkvksaP [ksy ls fp=ksa dks igpkudj crk,jA</li> <li>❖ ^ns[kksa vkSj crkvks* [ksy ds tfj, o.kksaZ dks igpkub, ,oa crkb,sA</li> </ul> </div>	<p>❖ cPpksa dks</p> <p>O;atuksa ls lacaf/kr</p> <p>fp=@oLrq,i</p> <p>igpkuusa esa lgk;rk</p> <p>djsaA</p> <p>❖ cPpksa dks dfork</p> <p>fofHkUu Hkkoksa</p> <p>rFkk eqnzkvksa lfgr</p> <p>;kn djkus ds fy,</p> <p>çksRlkfgr djsaA</p>
	<p style="text-align: center;"><b>ORAL:</b></p> <p><b>Counting- 1 to 70,</b>  <b>Table of 3</b>  <b>Number Names 1-5,</b>  <b>Comparison of less and more</b></p> <p style="text-align: center;"><b>WRITTEN:</b></p> <p><b>Counting from 51 to 70, Revision of 1-70, Table of 2 and 3, Spelling of 1 to 5, Less than (&lt;), Greater than (&gt;), Dictation</b></p>	<p><b>Counting-</b>  <a href="https://www.youtube.com/watch?v=B5iAW-jnkPw">https://www.youtube.com/watch?v=B5iAW-jnkPw</a>  <b>Table of 3-</b>  <a href="https://www.youtube.com/watch?v=kic7wojC9_E">https://www.youtube.com/watch?v=kic7wojC9_E</a></p> <div style="border: 2px solid black; border-radius: 15px; padding: 10px; text-align: center;"> <p><b>ACTIVITY WORK</b></p> <ul style="list-style-type: none"> <li>• <b>Look and Identify Number Game.</b></li> <li>• <b>Learners will be asked to count the objects asked by the educator.</b></li> </ul> </div>	<p>❖ Provide a variety of toys or objects (e.g., blocks, stuffed animals). Ask your child to count the toys, group them by number, or sort them into containers labeled with numbers.</p>

SUBJECTS	SYLLABUS	ACTIVITY + USE OF ICT	PARENTS INVOLVEMENT
<b>ART &amp; CRAFT</b> 	<b>Page no. 8 and 9</b> <b>(National Flower and Jam Jar)</b>  <b>Craft- Paper plate Spin Art</b>	 <p style="text-align: center;"><b>Activity Work</b> <b>Paper Plate Spin Art</b></p>	❖ Involve your child in everyday evening Aarti. Tell your child to sing Aarti along with you.
<b>GENERAL KNOWLEDGE</b>	Modes of Transport and Animals and their Babies	<b>Modes of Transport</b> <a href="https://www.youtube.com/watch?v=RJ7r6lws7Nk">https://www.youtube.com/watch?v=RJ7r6lws7Nk</a>  <div style="border: 1px solid black; padding: 5px; text-align: center;"> <b>Activity Work</b>  ❖ ‘Look and Identify’ Game through the pictures of Wild Animals. </div>	❖ Take a walk or bike ride with children and point out different modes of transportation, such as cars, buses, or trains.
<b>VALUE EDUCATION</b>	Respect Your Elders, Share with Others, Appologize when wrong	<b>Moral Story</b> <a href="https://www.youtube.com/watch?v=ld433iNnSP4">https://www.youtube.com/watch?v=ld433iNnSP4</a>	❖ Create scenarios where children have to make a choice between telling the truth or not. Parents and children discuss the importance of honesty.
<b>PHYSICAL EDUCATION</b>	Dog and the Bone Game, Hopping and Jumping, Yogasanas- Vrikshasana, Bhujangasana	<b>DO EXERCISE THROUGH THIS LINK</b> <a href="https://www.youtube.com/watch?v=JoF_d5sgGgc">https://www.youtube.com/watch?v=JoF_d5sgGgc</a>	❖ Take your child to a park and play some games.
<b>DANCE</b> 	Devotional songs based on Maa Durga	-	❖ Encourage your child to sing devotional songs on Maa Durga with clapping.

SUBJECTS	SYLLABUS	ACTIVITY + USE OF ICT	PARENTS INVOLVEMENT
<b>MUSIC</b>	Hanuman Chalisa	Hanuman Chalisa	❖ Practice singing the Hanuman Chalisa regularly with your child to memorize it.
<b>MOTOR SKILL DEVELOPMENT</b>	<b>Scissor Skills:</b> Practice cutting with child-safe scissors to develop fine motor skills.	<b><u>REFER THIS LINK</u></b> <a href="https://www.youtube.com/watch?v=wh6gt3IkRKk">https://www.youtube.com/watch?v=wh6gt3IkRKk</a>	❖ Encourage your child to help you in arranging the books in their bag.
<b>LANGUAGE DEVELOPMENT</b>	Let's have fun!, Yay! It's time for recess!, I love to play, Can I play with you?, I am going to run!	-	❖ Chat with your child throughout the day, describing what you're doing and asking questions.
<b>S.T.E.M. Fun</b>	<b>Number Hunt:</b> Hide numbers around the classroom or playground, and have students find and identify them.		
<b>CONVERSATION</b>	<b><u>ENGLISH CONVERSATION</u></b> <b>1. When do we celebrate Teacher's Day?</b> <b>Ans.</b> We celebrate Teacher's Day on 5th September. <b>2. Who was Dr. Sarvepalli Radhakrishna?</b> <b>Ans.</b> He was the 2nd President of India. <b>3. When do we celebrate Hindi Diwas?</b> <b>Ans.</b> We celebrate Hindi Diwas on 14th September. <b>4. Who is your favourite teacher?</b> <b>Ans.</b> My favourite teacher is .... <b>5. Who is the father of Lord Ganesha?</b> <b>Ans.</b> Shiva is the father of Lord Ganesha.	<b><u>HINDI CONVERSATION</u></b> <b>1- f'k{k d f n l d c e u k ; k t k r k g S \ m &amp; f'k{k d f n l 5 f l r E c j d k s e u k ; k t k r k g S</b> <b>2- g e k j s n s ' k d s n w l j s j k ' V ^ i f r d k D ; k u k e F k k \ m &amp; M k W - l o Z i Y y h j k / k k d ` . k u</b> <b>3- f g U n h f n l d c e u k ; k t k r k g S \ m &amp; f g U n h f n l 1 4 f l r E c j d k s e u k ; k t k r k g S A</b> <b>4- v k i d h i l a n h n k f ' k { k d d k S u g S \ m &amp; e s j h i l a n h n k f ' k { k d &amp; &amp; &amp; &amp; g S a A</b> <b>5- H k x o k u x . k s ' k d s f i r k t h d k S u g S \ m &amp; H k x o k u x . k s ' k d s f i r k t h f ' k o t h g S A</b>	❖ Pay close attention to your child when he/she speaks, and respond with interest and enthusiasm. Ask open-ended questions and let the child respond.
	Hindi Elocution Competition, Diwali Card Making Competition, Visit to Jungle Safari		



# GREENWOOD PUBLIC SCHOOL




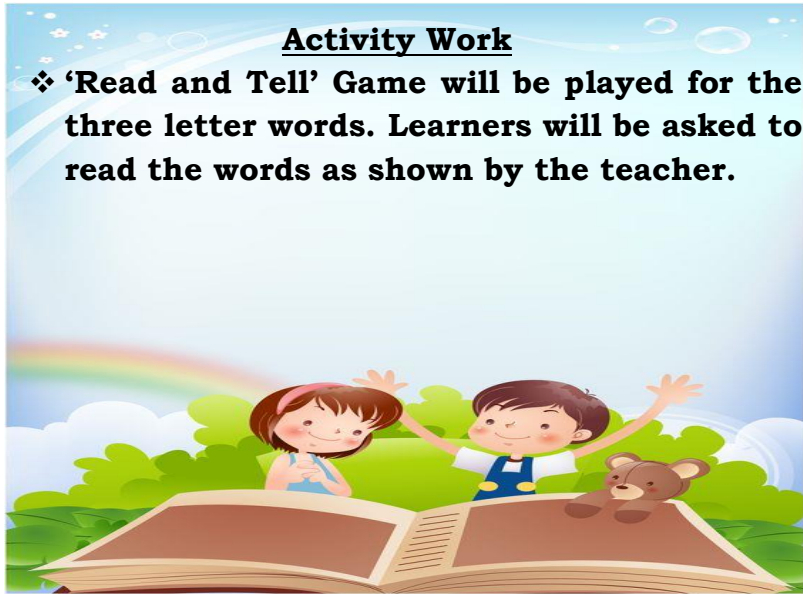


## ADITYAPURAM, GWALIOR

SESSION 2025-26

SYLLABUS FOR THE MONTH OF SEPTEMBER

CLASS-UKG

SUBJECTS	SYLLABUS	ACTIVITY + USE OF ICT	PARENTS INVOLVEMENT
<p><b>ENGLISH (LITERACY)</b></p> 	<p style="text-align: center;"><u>ORAL:</u></p> <p><b>Rhymes-</b></p> <p><b>1. I like Mangoes</b></p>  <p><b>2. Robot</b></p>  <p><b>Sentence Structure-</b></p> <ol style="list-style-type: none"> <li>Teachers teach us new things.</li> <li>Navratri is a Hindu festival.</li> <li>Garba is the traditional dance of Gujarat.</li> </ol> <p><b>Reading (Phonics Skill Book)-</b> Page no. 14, 16, 17, 18, 19, 20, 42</p> <p><b>Vocabulary Building-</b> Flowers, tree, grass, leaf, water, pipe</p> <p style="text-align: center;"><u>WRITTEN:</u></p> <p>Sound of vowel 'u', Use of Articles- a and an, Words with 'th' sound, Words with 'ch' sound, Use of this, that, Singular-Plural, Opposite Words</p>	<p><b>Activity + USE OF ICT</b></p> <p><b>All Rhymes-</b> <a href="https://www.youtube.com/playlist?list=PL3zxtKnNC0vZhftg3R4pzG-UptEZL_t70">https://www.youtube.com/playlist?list=PL3zxtKnNC0vZhftg3R4pzG-UptEZL_t70</a></p> <p><b>Phonics Sound</b> <a href="https://www.youtube.com/watch?v=hq3yfQn1lfQ">https://www.youtube.com/watch?v=hq3yfQn1lfQ</a></p> <p><b>Vowels Song</b> <a href="https://www.youtube.com/watch?v=RUSCz41aDug">https://www.youtube.com/watch?v=RUSCz41aDug</a></p> <p><b>Sound of 'u'</b> <a href="https://www.youtube.com/watch?v=KPelyq5ntC4">https://www.youtube.com/watch?v=KPelyq5ntC4</a></p> <p><b>Sound of 'ch' and 'th'</b> <a href="https://www.youtube.com/watch?v=d4PKjUFyyoM">https://www.youtube.com/watch?v=d4PKjUFyyoM</a></p> <p style="text-align: center;"><b>Activity Work</b></p> <p>❖ 'Read and Tell' Game will be played for the three letter words. Learners will be asked to read the words as shown by the teacher.</p> 	<p><b>PARENTS INVOLVEMENT</b></p> <p>❖ Play music and encourage your child to dance around.</p> <p>When the music stops, call out a word that rhymes with a simple action (e.g., "I like mangoes" and "Robot").</p> <p>Children freeze in place and perform the action associated with the rhyming word.</p>

**SUBJECTS**



**SYLLABUS**

**dfork,j&**  
**1- ty dh jkuh**



**2- tksdj**



**iBu ikBu&**

ist ua 21] 22] 24] 25] 29] 30]  
32] 33

**okD; jpuk&**

1- f'k{k d gesa ubZ phtsa  
fl[kkrs gSaA  
2- uojkf= ,d fgUnw R;ksgkj  
gSA  
3- xjck xqtjkr dk ,d ikjaifjd

**ACTIVITY + USE OF ICT**

**ckyxhr dfork,j**

[https://www.youtube.com/playlist?list=PL3zxtKnNCOvZhftg3R4pzG-UptEZL\\_t70](https://www.youtube.com/playlist?list=PL3zxtKnNCOvZhftg3R4pzG-UptEZL_t70)

**o.kZekyk**

<https://www.youtube.com/watch?v=GBWGNvHsiFs>

**nks v{kj okys "kCn**

<https://www.youtube.com/watch?v=eiahBq5Zt0>



**Activity Work**

- ❖ dforkvkksa dks lLoj okpu
- ❖ ns[kks vkSj crkvksaP [ksy ls fp=ksa dks igpkudj crk,iA
- ❖ ^ns[kksa vkSj crkvks\* [ksy ds tfj, fcuk ek=k okys "kCnksa dks if<+, ,oa crkb,sA

**PARENTS INVOLVEMENT**

- ❖ cPpksa dks fcuk ek=k okys "kCn dks i<+us esa lgk;rk djsaA
- ❖ cPpksa dks dfork fofHkUu Hkkoksa rFkk eqnzkvksa lfgr ;kn djkus ds fy, çksRlkfgr djsaA

u`R; gSA

**fyf[kr%&**

m ¼ q ½] Å ¼ w ½] , ¼ s½]





,s ¼ S½ dh ek=k okys 'kCn

**SUBJECTS**


**SYLLABUS**

**ACTIVITY + USE OF ICT**

**PARENTS INVOLVEMENT**

 <p><b>Numeracy &amp; Skill book &amp; Workbook</b></p>	<p style="text-align: center;"><u>ORAL:</u></p> <ol style="list-style-type: none"> <li>Counting from 201-250</li> <li>Tables from 2 to 5</li> <li>Number names from 11 to 30</li> <li>Shapes Names</li> </ol> <p style="text-align: center;"><u>WRITTEN:</u></p> <p>Counting from 201 to 250 Number names from 21 to 30 Tables of 5, Descending Order, Ascending Order, Addition, Shapes</p>	<p><b>Counting-</b> <a href="https://www.youtube.com/watch?v=B5iAW-jnkPw">https://www.youtube.com/watch?v=B5iAW-jnkPw</a> <b>Table of 2-</b> <a href="https://www.youtube.com/watch?v=VKJ9cCQgPdc">https://www.youtube.com/watch?v=VKJ9cCQgPdc</a> <b>Table of 3-</b> <a href="https://www.youtube.com/watch?v=v10unhK-3uU">https://www.youtube.com/watch?v=v10unhK-3uU</a> <b>Table of 4-</b> <a href="https://www.youtube.com/watch?v=uEelbNmZFfo">https://www.youtube.com/watch?v=uEelbNmZFfo</a> <b>Table of 5-</b> <a href="https://www.youtube.com/watch?v=m5oFUebqf7E">https://www.youtube.com/watch?v=m5oFUebqf7E</a> <b>Number Names</b> <a href="https://www.youtube.com/watch?v=LyvQ6pc7JSA">https://www.youtube.com/watch?v=LyvQ6pc7JSA</a></p> <p style="text-align: center;"><b>Activity Work</b></p> <p>❖ ‘Dodging’ Game from the table of 2, 3, 4 and 5</p>	<p>❖ Provide a variety of toys or objects (e.g., blocks, stuffed animals). Ask your child to count the toys, group them by number, or sort them into containers labeled with numbers.</p>
<p><b>EVS General Awareness Skillbook</b></p> 	<p style="text-align: center;"><u>ORAL:</u></p> <p><b>Flowers-</b> Marigold, Rose, Lotus, Lily, Sunflower <b>Our Helpers-</b> Doctor, Teacher, Nurse, Postman, Watchman, Farmer <b>Birds-</b> Owl, Crow, Parrot, Peacock, Myna</p> <p style="text-align: center;"><u>WRITTEN:</u></p> <ol style="list-style-type: none"> <li>Our Helpers</li> <li>Flowers</li> <li>Birds</li> <li>Under the sea</li> </ol> <p>(Tick the correct option, Matching, fill in the blanks)</p>	<p><b>Our Helpers</b> <a href="https://www.youtube.com/watch?v=vKluG5Lse7A">https://www.youtube.com/watch?v=vKluG5Lse7A</a> <b>Flowers</b> <a href="https://www.youtube.com/watch?v=So_ZyxmDou0">https://www.youtube.com/watch?v=So_ZyxmDou0</a> <b>Birds</b> <a href="https://www.youtube.com/watch?v=H9Nagmcsye8">https://www.youtube.com/watch?v=H9Nagmcsye8</a> <b>Under the Sea</b> <a href="https://www.youtube.com/watch?v=a3iJjUKWrkk&amp;list=RDa3iJjUKWrkk&amp;start_radio=1">https://www.youtube.com/watch?v=a3iJjUKWrkk&amp;list=RDa3iJjUKWrkk&amp;start_radio=1</a></p>	<p>❖ Take nature walks/park and point out different flowers.</p>
<p><b>ART &amp; CRAFT</b></p> 	<p>Page no. 10, 11, 12 Craft- Colourful Paper Butterflies</p>	 <p style="text-align: center;"><b>Activity Work</b> <b>Colourful Paper Butterflies</b></p>	<p>❖ Involve your child in everyday evening Aarti. Tell your child to sing Aarti along with you.</p>
<p><b>GENERAL KNOWLEDGE</b></p>	<p>Outdoor Games, Season Names</p>	<p style="text-align: center;"><b>Activity Work</b></p> <p>❖ Play indoor games like ludo, snake and ladders, etc.</p>	<p>❖ Play any outdoor game with your child.</p>
<p><b>SUBJECTS</b></p>	<p><b>SYLLABUS</b></p>	<p><b>ACTIVITY + USE OF ICT</b></p>	<p><b>PARENTS INVOLVEMENT</b></p>
<p><b>VALUE</b></p>	<p>Respect Your Elders,</p>	<p><u>Moral Story</u></p>	<p>❖ Create scenarios where children</p>

<b>EDUCATION</b>	Share with Others, Appologize when wrong	<a href="https://www.youtube.com/watch?v=ld433iNnSP4">https://www.youtube.com/watch?v=ld433iNnSP4</a>	have to make a choice between telling the truth or not. Parents and children discuss the importance of honesty.
<b>PHYSICAL EDUCATION</b>	Dog and the Bone Game, Hopping and Jumping, Yogasanas- Vrikshasana, Bhujangasana	<b>DO EXERCISE THROUGH THIS LINK</b> <a href="https://www.youtube.com/watch?v=JoF_d5sgGgc">https://www.youtube.com/watch?v=JoF_d5sgGgc</a>	❖ Take your child to a park and play some games.
<b>DANCE</b>	Devotional songs based on Maa Durga	-	❖ Encourage your child to sing devotional songs on Maa Durga with clapping.
<b>MUSIC</b>	Hanuman Chalisa	Hanuman Chalisa	❖ Practice singing the Hanuman Chalisa regularly with your child to memorize it.
<b>MOTOR SKILL DEVELOPMENT</b>	<b>Scissor Skills:</b> Practice cutting with child-safe scissors to develop fine motor skills.	<b>REFER THIS LINK</b> <a href="https://www.youtube.com/watch?v=wh6gt3IkRkK">https://www.youtube.com/watch?v=wh6gt3IkRkK</a>	❖ Encourage your child to help you in arranging the books in their bag.
<b>LANGUAGE DEVELOPMENT</b>	Let's have fun!, Yay! It's time for recess!, I love to play, Can I play with you?, I am going to run!	-	❖ Chat with your child throughout the day, describing what you're doing and asking questions.
<b>S.T.E.M. Fun</b>	<b>Number Hunt:</b> Hide numbers around the classroom or playground, and have students find and identify them.		
<b>CONVERSATION</b>	<b>ENGLISH CONVERSATION</b> <b>1. When do we celebrate Teacher's Day?</b> <b>Ans.</b> We celebrate Teacher's Day on 5th September. <b>2. Who was Dr. Sarvepalli Radhakrishna?</b> <b>Ans.</b> He was the 2nd President of India. <b>3. When do we celebrate Hindi Diwas?</b> <b>Ans.</b> We celebrate Hindi Diwas on 14th September. <b>4. Who is your favourite teacher?</b> <b>Ans.</b> My favourite teacher is .... <b>5. Who is the father of Lord Ganesha?</b> <b>Ans.</b> Shiva is the father of Lord Ganesha.	<b>HINDI CONVERSATION</b> <b>1- f'k{k d fno l dc euk;k tkrk gS\ m&amp; f'k{k d fno l 5 flrEcj dks euk;k tkrk gS</b> <b>2- gekjs ns'k ds nwljs jk'V<sup>a</sup>ifr dk D;k uke Fkk\ m&amp; MkW- loZiYyh jk/kkd''.ku</b> <b>3- fgUnh fno l dc euk;k tkrk gS\ m&amp; fgUnh fno l 14 flrEcj dks euk;k tkrk gSA</b> <b>4- vkidh ilanhnk f'k{k d dksu gS\ m&amp; esjh ilanhnk f'k{k d &amp;&amp;&amp;&amp;&amp; gSaA</b> <b>5- Hkxoku x.ks'k ds firkth dksu</b>	❖ Pay close attention to your child when he/she speaks, and respond with interest and enthusiasm. Ask open-ended questions and let the child respond.

		<b>gS\ m&amp; Hkxoku x.ks'k ds firKth f'ko th gSA</b>	
	Hindi Elocution Competition, Diwali Card Making Competition, Visit to Jungle Safari		