

GREENWOOD PUBLIC SCHOOL, ADITYAPURAM
OUR MOTTO-DEVELOPMENT WITH DELIGHT
HOLIDAY ASSIGNMENT 2026-27
CLASS-UKG



Sunbeams dance and the school bells ring,
It's time for the joy that summer will bring!
With a scavenger hunt and a "Shape Pizza" to make,
There are paths of discovery and new steps to take.
From "Kitchen Music" beats to the "Solar Oven's" heat,
Every task is an adventure, a wonderful treat.
So pack up your scrapbook and let the fun start,
With a curious mind and a very brave heart!



Dear Parent,

We wish you and your child a wonderful summer break. It's time to enjoy and create a bond with family, friends and relatives. To utilize this time in the most constructive way we have prepared Holiday Homework for the students on the principle of "learning by doing" for their holistic development.

Kindly ensure that the holiday homework is completed by the students under the guidance of the parents.



SUBJECTS	ASSIGNMENT
English	<ul style="list-style-type: none"> • Cursive Workbook- Page no. 10 to 18 • Sing Along Fun: Sing and Learn Rhymes given in the syllabus in the month of April.
Hindi	<ul style="list-style-type: none"> • Workbook- Page no. 10, 11, 12, 13, 14, 15, 16, 37 • Let's Sing: Learn and Sing Hindi rhymes given in the syllabus in the month of April.
Maths	<ul style="list-style-type: none"> • Workbook- Page no. 13, 14, 15, 16, 17, 18, 19, 30, 31 • Counting Fun: Count everyday objects like stairs, toys or fruits while walking or playing.
EVS	<ul style="list-style-type: none"> • Complete the given worksheets. • Plant a seed in a pot and observe its growth daily. Discuss what plants need to survive (water, sunlight).
Art & craft	<ul style="list-style-type: none"> • Drawing Book- Page no. 5 to 9 • DIY Photo Frame: Use ice-cream sticks to make a square frame. Decorate it with glitter or buttons and put your family photo inside. • Blow Painting: Put a drop of liquid paint on paper and use a straw to blow it in different directions to create "Monster Hair."
Physical Education	<ul style="list-style-type: none"> • Encourage outdoor activities like running, jumping, playing with a ball or riding a tricycle.
Dance & Music	<ul style="list-style-type: none"> • Put on some music and have a fun dance party together. • Learn and Recite Hanuman Chalisa and 2 Shlokas of Geeta everyday with your parents.
G.K.	<ul style="list-style-type: none"> • Listen to a moral bedtime story everyday from your grandparent/s.
Value Education	<ul style="list-style-type: none"> • Greet family members each morning with phrases like "Namaste" or "Radhe-Radhe" • Helping Hands: Practice every day kindness by helping your mother with small tasks like picking up toys or putting away laundry. • Magic Words: Use the three magic words—Please, Thank You, and Sorry—throughout the day.
Social Activity	<ul style="list-style-type: none"> • Sharing is Caring: Encourage your child to share his/her toys or snacks with friends or siblings.
Summer Visit	<ul style="list-style-type: none"> • Visit a local park, or a zoo or a nearby monument like Gwalior Fort or a local temple. Take a photograph of your child and memorise it.

NOTE:

- Revise the work done in the month of April.
- Complete the worksheets given along with this assignment.
- Best Assignments will be awarded. Originality of the work will be appreciated.
- Project/Home work will be assessed on the basis of neatness, creativity and originality of ideas.

Most Important-

- Spend time with your grandparents and engage them in activities like gardening, nature walk, games, etc.
- Make house a happy place for everyone. Whenever you have guests at home, offer them a refreshing glass of water. Serving water is a sign of respect and love in our culture.
- Submission of Holiday Assignment- **11th July 2026, Saturday**
- School will reopen on **01st July 2026, Wednesday**

HAVE A GREAT VACATION AND ENJOY YOURSELF!!!

ENGLISH
CAPITAL CURSIVE LETTERS A- J

A A A



B B B



C C C



D D D



E E E



F F F



G G G



H H H



I I I



J J J



TEACHER'S SIGN: _____

REMARK: _____

CAPITAL CURSIVE LETTERS K-T

K K K



L L L



M M M



N N N



O O O



P P P



Q Q Q



R R R



S S S



T T T



TEACHER'S SIGN: _____

REMARK: _____

CAPITAL CURSIVE LETTERS U-Z

U U U



V V V



W W W



X X X



Y Y Y



Z Z Z



TEACHER'S SIGN: _____

REMARK: _____

CIRCLE THE CORRECT LETTER AND COLOUR THE PICTURE



<i>p</i>	<i>u</i>	<i>r</i>
----------	----------	----------



<i>q</i>	<i>u</i>	<i>s</i>
----------	----------	----------




<i>e</i>	<i>s</i>	<i>a</i>
----------	----------	----------



<i>h</i>	<i>d</i>	<i>b</i>
----------	----------	----------



<i>x</i>	<i>y</i>	<i>b</i>
----------	----------	----------



<i>u</i>	<i>f</i>	<i>t</i>
----------	----------	----------



<i>c</i>	<i>i</i>	<i>m</i>
----------	----------	----------

TEACHER'S SIGN: _____

REMARK: _____

SUBJECT-HINDI

बिना मात्रा के शब्द

२ अक्षर वाले रिक्त स्थान भरें



न__



फ__



ज__



घ__



ब__



ए__



ख__



र__



ह__



व__



ब__



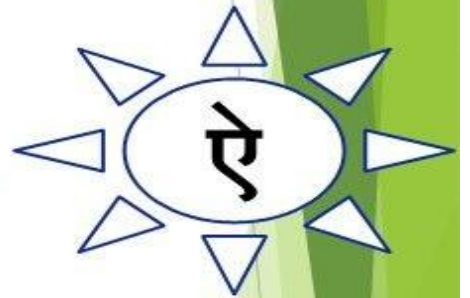

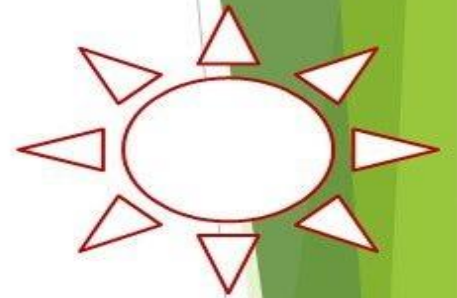




ध__

TEACHER'S SIGN: _____

REMARK: _____

रिक्त स्थान में स्वर को पूरा कीजिए



TEACHER'S SIGN: _____

REMARK: _____

नीचे दिए गए 2 अक्षर के शब्दों को पढ़िए और चित्रों से मिलाइए।

Read the 2 letter words and match with pictures.



दस



नल

10



फल

रथ



जग

टब



घर



बस

पढ़



पग

TEACHER'S SIGN: _____

REMARK: _____

fp= igpkudj Loj fyf[k,



1



TEACHER'S SIGN: _____

REMARK: _____

SUBJECT-MATHS



Numbers 1-100




Fill in the missing numbers.

1	2		4		6			9	10
11		13		15		17		19	
	22		24		26		28		30
31		33		35			38	39	
	42		44		46	47		49	50
51			54	55		57		59	
	62	63			66		68		70
71		73			76	77		79	80
81	82		84	85			88		
91		93	94		96	97	98		100

TEACHER'S SIGN: _____

REMARK: _____

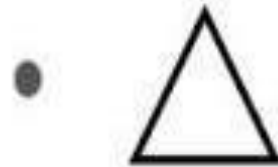



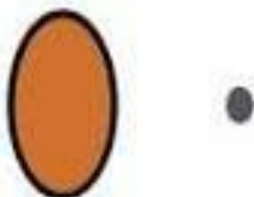
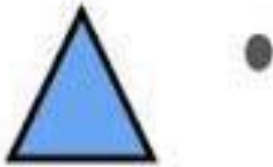
Count and Write



TEACHER'S SIGN: _____

REMARK: _____

Match the shapes and colour them:



TEACHER'S SIGN: _____

REMARK: _____

Write the numbers in words.

1

6

2

7

3

8

4

9

5











10

TEACHER'S SIGN: _____

REMARK: _____

SUBJECT-EVS

FILL IN THE BLANKS:

	Ap _ le		Pa _ aya
	Plu _		Le _ on
	M _ ngo		Ba _ ana
	Gr _ pes		O _ ange
	P _ ar		M _ lon

TEACHER'S SIGN: _____

REMARK: _____

MATCHING



Tomato

Corn

Pumpkin

Lettuce

Cucumber

TEACHER'S SIGN: _____

REMARK: _____


FILL IN THE BLANKS:



c_bb_g_



c_rr_t



c_rn



c_c_mb_r



_ggpl_nt



l_tt_c_



_n__n




p__s


TEACHER'S SIGN: _____

REMARK: _____


COLOUR THE CIRCLES USING THE GIVEN COLOURS:




Red



Orange




Yellow




Green




Blue




Purple



Pink



Black



Grey

TEACHER'S SIGN: _____

REMARK: _____